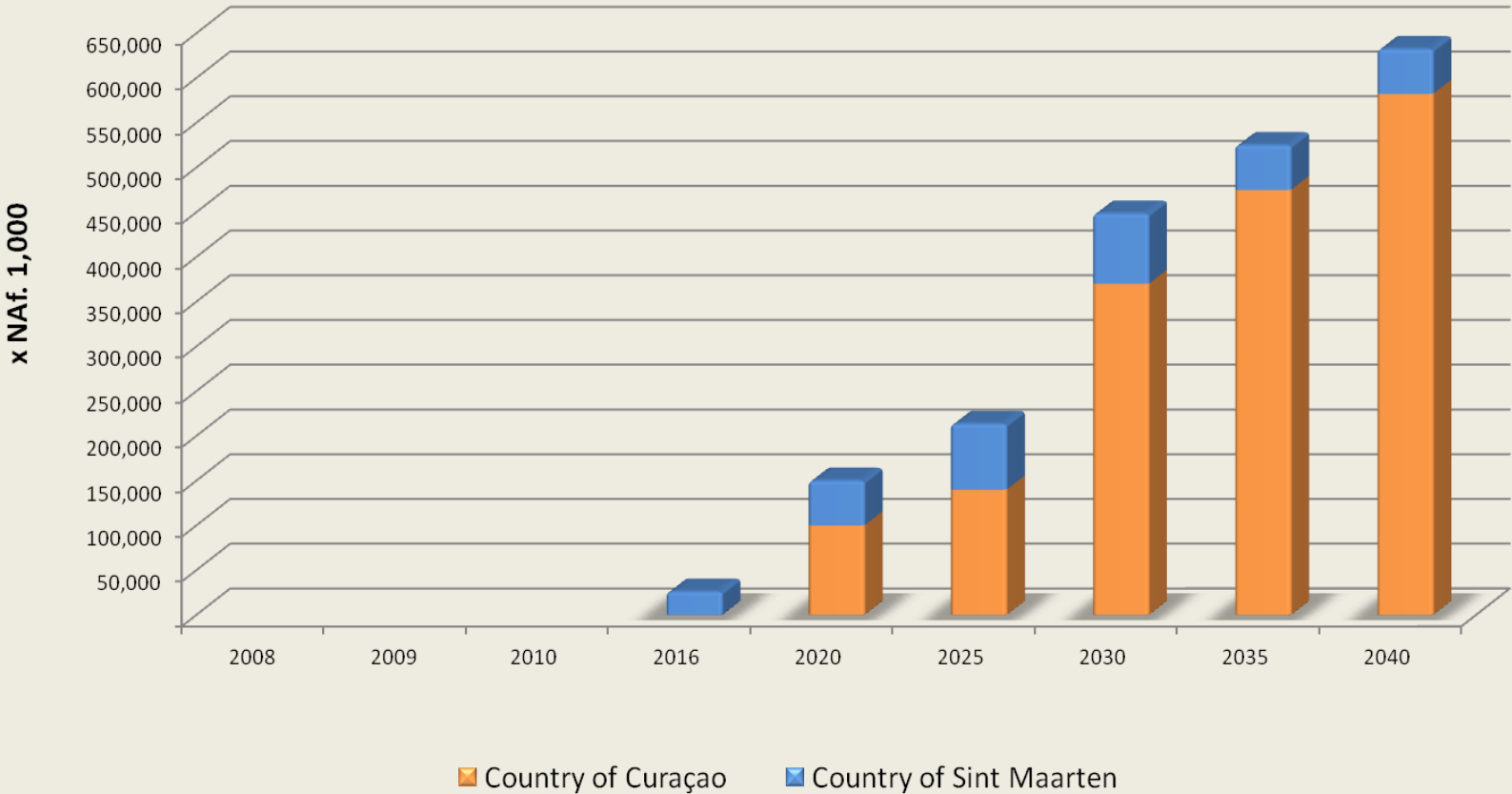




**Centrale Bank van Curaçao en Sint Maarten**  
(Central Bank)

**Financial Market Information**  
September 2012

# General Government Bond Maturity Schedule as per September 30, 2012



## Indicative prices as of:

30-Sep-12

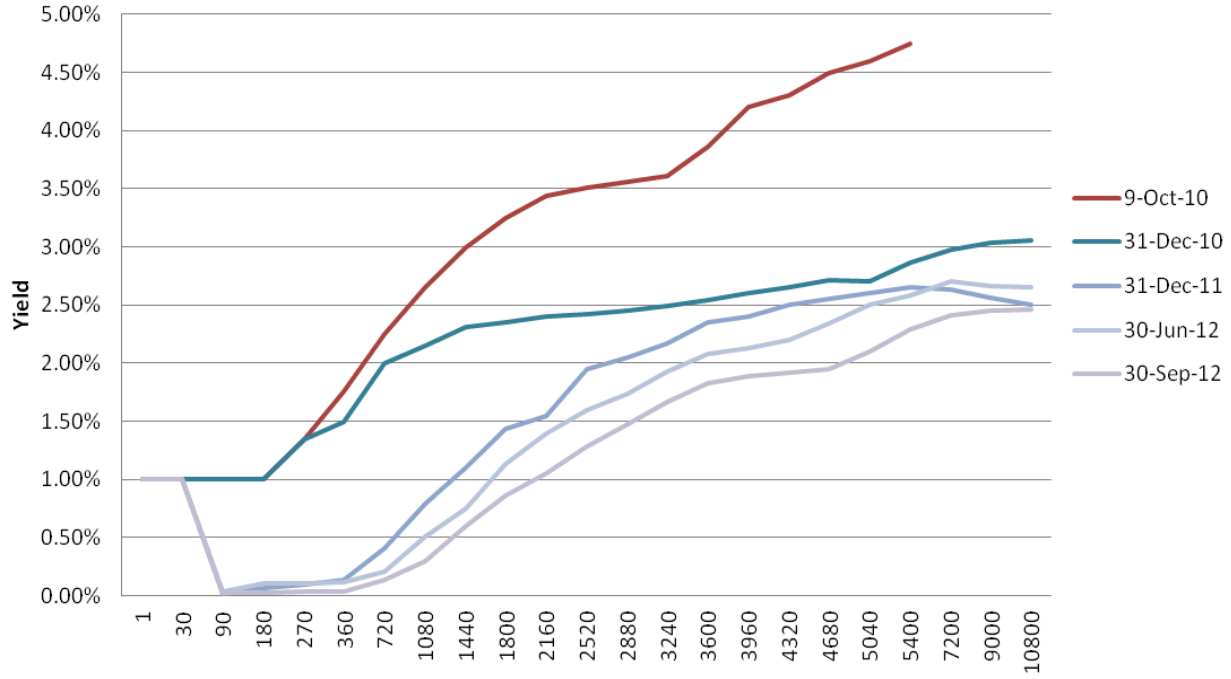
Government Bonds including issuance of

October 15th and October 21st 2010

| Government Issues | Issue date                              | Maturity date | Coupon rate | ANG MM yield | Indicative price |        |
|-------------------|---|---------------|-------------|--------------|------------------|--------|
| OEC94A2007        | 7 1/2% Curaçao 2007/2013 (s/a)          | 10-Apr-07     | 10-Apr-13   | 7.500%       | 0.03%            | 103.94 |
| 0NA9HD1O07        | 5% Neth. Antilles 2008/2013             | 13-May-08     | 13-May-13   | 5.000%       | 0.03%            | 103.08 |
| OEC7TU3C00        | 7 7/8% Curaçao 2003/2013 (s/a)          | 30-May-03     | 30-May-13   | 7.875%       | 0.03%            | 105.23 |
| 0NA8ZG2C06        | 7 3/8% Neth. Antilles 2006/2013         | 16-Nov-06     | 16-Nov-13   | 7.375%       | 0.05%            | 108.26 |
| OEC8C63009        | 7 5/8% Curaçao 2004/2013 (s/a)          | 6-Dec-04      | 6-Dec-13    | 7.625%       | 0.06%            | 108.95 |
| OEC81Q3C05        | 8% Curaçao 2004/2014 (s/a)              | 26-Jan-04     | 26-Jan-14   | 8.000%       | 0.07%            | 110.48 |
| 0NA82K3C01        | 8% Neth. Antilles 2004/2014 (s/a)       | 20-Feb-04     | 20-Feb-14   | 8.000%       | 0.08%            | 110.99 |
| OEC8713C02        | 7 7/8% Curaçao 2004/2010/14 (s/a)       | 1-Jul-04      | 1-Jul-14    | 7.875%       | 0.12%            | 113.58 |
| 0NA8XF3C07        | 7 1/2% Neth. Antilles 2006/2014 (s/a)   | 15-Sep-06     | 15-Sep-14   | 7.500%       | 0.14%            | 114.40 |
| OEC8IM3C02        | 7 1/4% Curaçao 2005/2015 (s/a)          | 22-Jun-05     | 22-Jun-15   | 7.250%       | 0.25%            | 119.01 |
| OEC9JA2C06        | 5 1/2% Curaçao 2008/2015 (s/a)          | 10-Jul-08     | 10-Jul-15   | 5.500%       | 0.26%            | 114.49 |
| 0NA8K53C02        | 7 1/4% Neth. Antilles 2005/2015 (s/a)   | 5-Aug-05      | 5-Aug-15    | 7.250%       | 0.27%            | 119.78 |
| 0NA9KR2C09        | 5 1/2% Neth. Antilles 2008/2015 (s/a)   | 3-Oct-08      | 3-Oct-15    | 5.500%       | 0.30%            | 115.57 |
| 0NA8P23C04        | 7 % Neth. Antilles 2006 / 2016 (s/a)    | 2-Jan-06      | 2-Jan-16    | 7.000%       | 0.37%            | 121.42 |
| 0NA8T23C00        | 7 1/2% Neth. Antilles 2006 / 2016 (s/a) | 8-May-06      | 8-May-16    | 7.500%       | 0.48%            | 125.07 |
| OEC8Z13C09        | 7 1/2% Curaçao 2006 / 2016 (s/a)        | 1-Nov-06      | 1-Nov-16    | 7.500%       | 0.62%            | 127.71 |
| OEC91Q3C04        | 8% Curaçao 2007 / 2017 (s/a)            | 26-Jan-07     | 26-Jan-17   | 8.000%       | 0.68%            | 131.10 |
| OEC8US3O05        | 7 7/8% Curaçao 2006/2017 (s/a)          | 28-Jun-06     | 28-Jun-17   | 7.875%       | 0.80%            | 132.88 |
| OEC9A13C07        | 8 % Curaçao 2007/2017 (s/a)             | 3-Sep-07      | 3-Sep-17    | 8.000%       | 0.85%            | 134.44 |
| 0NA9BU3C03        | 7 5/8% Neth. Antilles 2007/2017 (s/a)   | 30-Nov-07     | 30-Nov-17   | 7.625%       | 0.90%            | 133.89 |
| 0NA9EJ3C05        | 7 1/2% Neth. Antilles 2008/2018 (s/a)   | 19-Feb-08     | 19-Feb-18   | 7.500%       | 0.94%            | 134.39 |
| 0NA7415008        | 8% Neth. Antilles 2003/2018 (s/a)       | 18-Jun-03     | 18-Jun-18   | 8.000%       | 1.00%            | 138.81 |
| OECAAF3C06        | 2 1/2% Curaçao 2010/2020 (s/a)          | 15-Oct-10     | 15-Oct-20   | 2.500%       | 1.49%            | 107.65 |
| OSMAAL3C03        | 2 1/2% Sint Maarten 2010/2020 (s/a)     | 21-Oct-10     | 21-Oct-20   | 2.500%       | 1.49%            | 107.64 |
| OECAAD5003        | 2 3/4% Curaçao 2010/2025 (s/a)          | 15-Oct-10     | 15-Oct-25   | 2.750%       | 1.96%            | 109.10 |
| OSMAAL5005        | 2 5/8% Sint Maarten 2010/2025 (s/a)     | 21-Oct-10     | 21-Oct-25   | 2.625%       | 1.96%            | 107.64 |
| OECAAF6O09        | 2 7/8% Curaçao 2010/2030 (s/a)          | 15-Oct-10     | 15-Oct-30   | 2.875%       | 2.37%            | 107.44 |
| OSMAAL6O06        | 2 3/4% Sint Maarten 2010/2030 (s/a)     | 21-Oct-10     | 21-Oct-30   | 2.750%       | 2.37%            | 105.61 |
| OECAAF8C01        | 3% Curaçao 2010/2035 (s/a)              | 15-Oct-10     | 15-Oct-35   | 3.000%       | 2.43%            | 109.93 |
| OSMAAL8C08        | 2 7/8% Sint Maarten 2010/2035 (s/a)     | 21-Oct-10     | 21-Oct-35   | 2.875%       | 2.43%            | 107.73 |
| OECAAF8A002       | 3 1/8% Curaçao 2010/2040 (s/a)          | 15-Oct-10     | 15-Oct-40   | 3.125%       | 2.46%            | 113.42 |
| OSMAALA009        | 3% Sint Maarten 2010/2040 (s/a)         | 21-Oct-10     | 21-Oct-40   | 3.000%       | 2.46%            | 110.90 |

Interest on securities issued before October 1, 1999 is free of taxes. Therefore, prices for these securities can deviate.

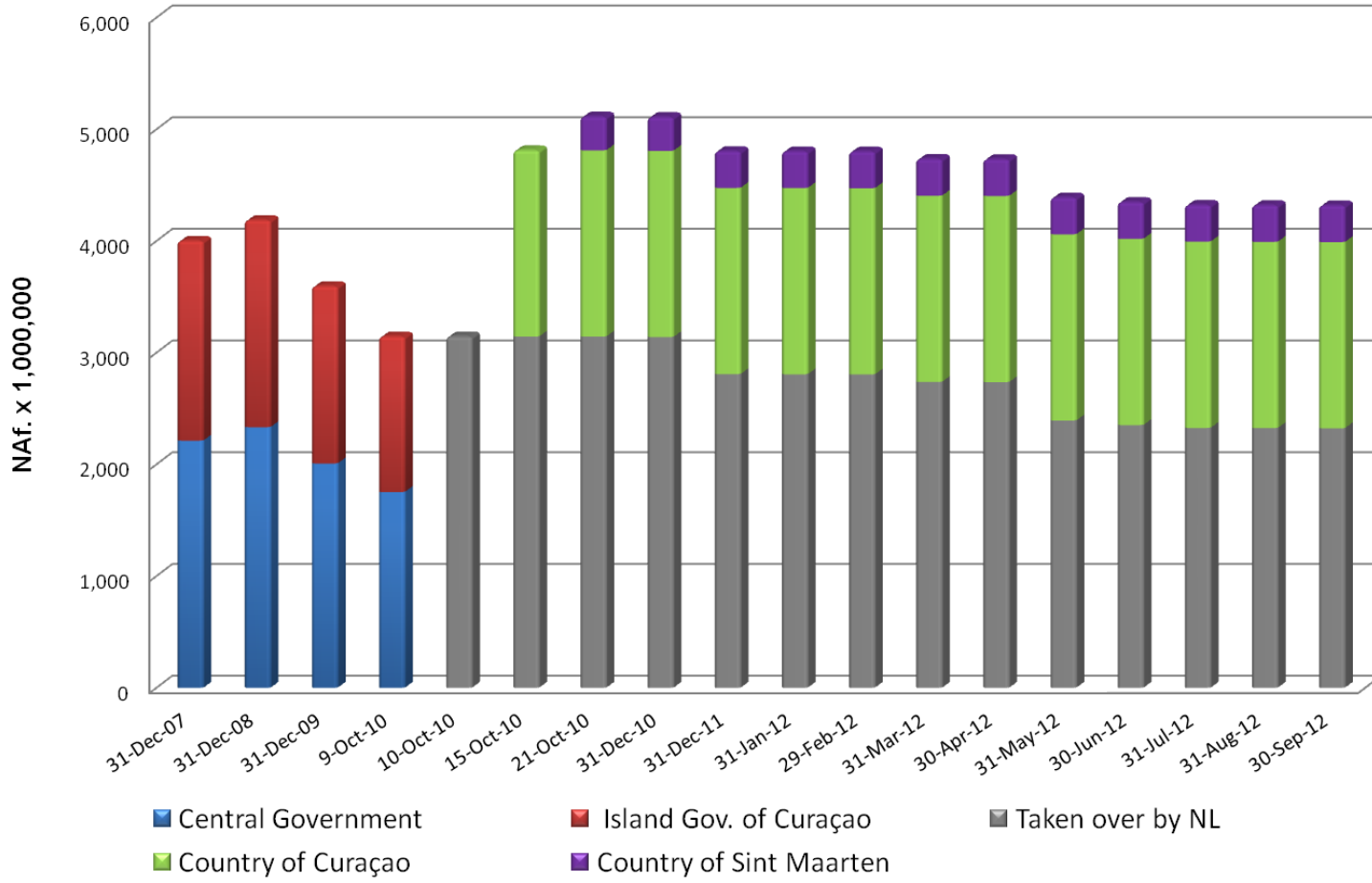
### Local yield Government issued bonds in days



Local yield table incl debt relief  
GOV only

|      |       | 30-Sep-12 |
|------|-------|-----------|
| o/n  | 1     | 1.00%     |
| 1m   | 30    | 1.00%     |
| 3m   | 90    | 0.03%     |
| 6m   | 180   | 0.03%     |
| 9m   | 270   | 0.03%     |
| 1yr  | 360   | 0.04%     |
| 2yr  | 720   | 0.14%     |
| 3yr  | 1080  | 0.30%     |
| 4yr  | 1440  | 0.60%     |
| 5yr  | 1800  | 0.87%     |
| 6yr  | 2160  | 1.05%     |
| 7yr  | 2520  | 1.29%     |
| 8yr  | 2880  | 1.48%     |
| 9yr  | 3240  | 1.67%     |
| 10yr | 3600  | 1.83%     |
| 11yr | 3960  | 1.89%     |
| 12yr | 4320  | 1.92%     |
| 13yr | 4680  | 1.95%     |
| 14yr | 5040  | 2.10%     |
| 15yr | 5400  | 2.30%     |
| 20yr | 7200  | 2.41%     |
| 25yr | 9000  | 2.45%     |
| 30yr | 10800 | 2.47%     |

# Outstanding Securities



This yield curve is an extrapolation to today's yield data, excluding the issuance of October 15th and 21st

|      |      | Curacao yield |
|------|------|---------------|
|      |      | 30-Sep-12     |
| 1m   | 1m   | 1.00%         |
| 3m   | 3m   | 1.00%         |
| 6m   | 6m   | 1.50%         |
| 1yr  | 1yr  | 1.76%         |
| 2yr  | 2yr  | 2.25%         |
| 3yr  | 3yr  | 2.65%         |
| 4yr  | 4yr  | 3.25%         |
| 5yr  | 5yr  | 3.65%         |
| 7yr  | 7yr  | 4.00%         |
| 8yr  | 8yr  | 4.70%         |
| 9yr  | 9yr  | 4.95%         |
| 10yr | 10yr | 5.15%         |
| 15yr | 15yr | 5.50%         |
| 20yr | 20yr | 5.65%         |
| 25yr | 25yr | 5.85%         |
| 30yr | 30yr | 6.00%         |

### CURACAO vs US-T vs US Agencies vs NL Yield (Sep 30, 2012)

