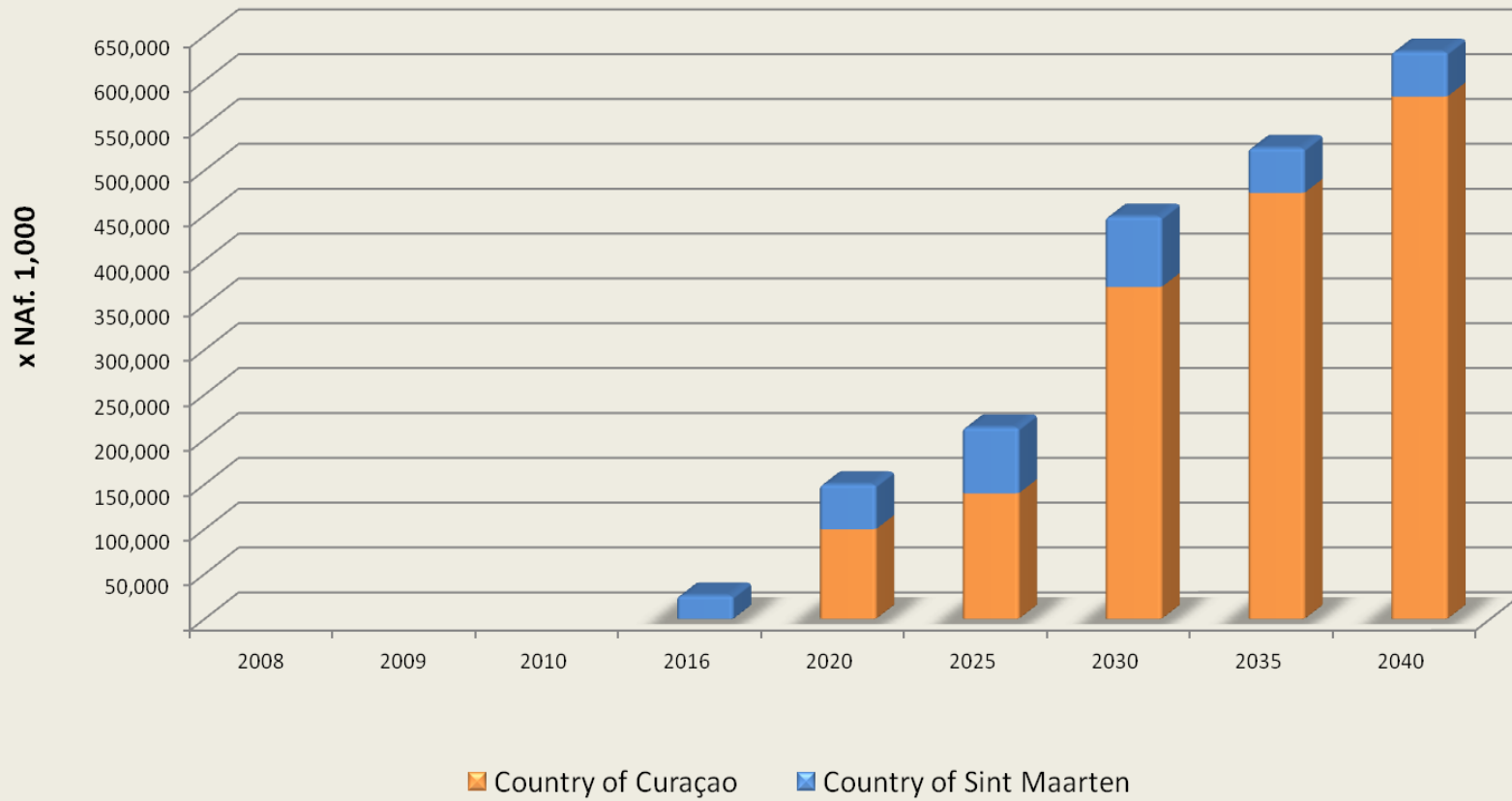




Centrale Bank van Curaçao en Sint Maarten
(Central Bank)

Financial Market Information
February 2012

General Government Bond Maturity Schedule as per February 29, 2012



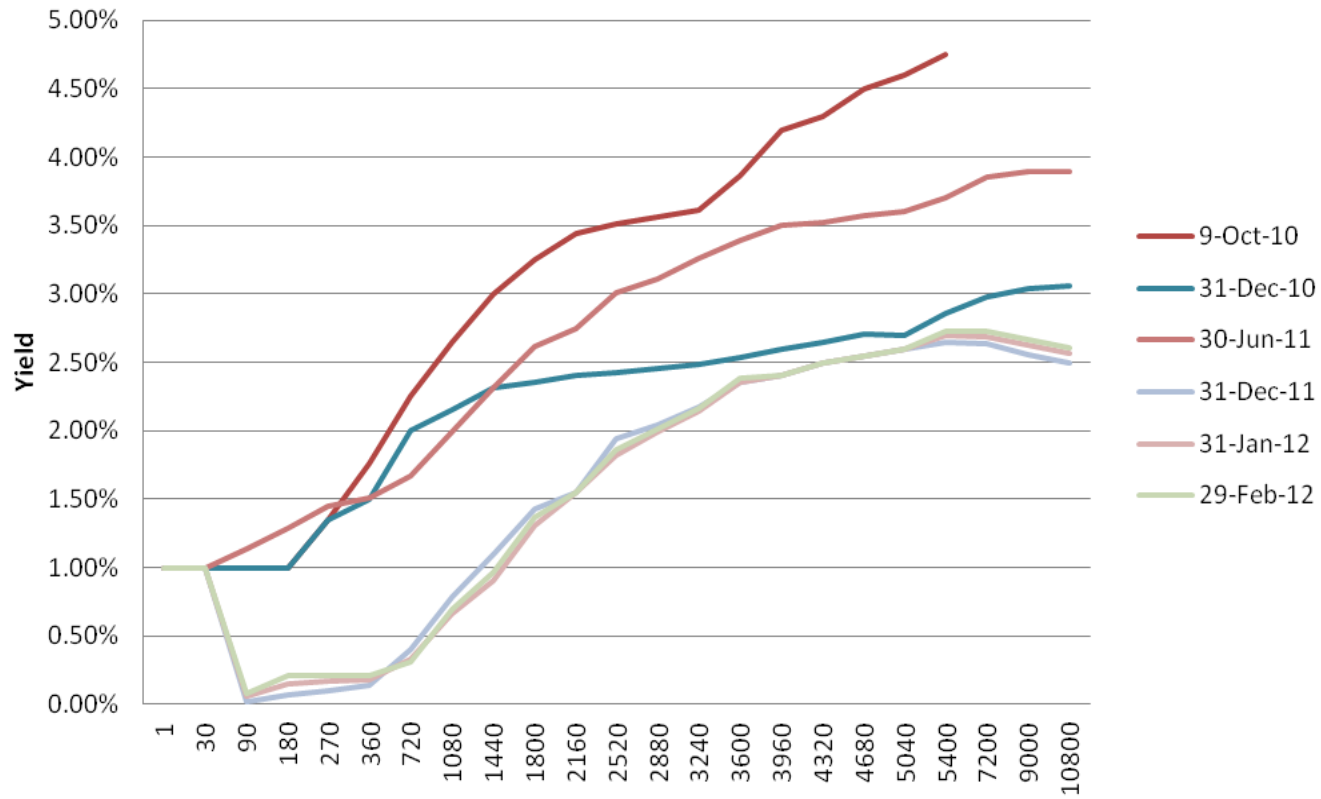
Indicative prices as of: 29-Feb-12

*Government Bonds including issuance of
October 15th and October 21st 2010*

Issue	Issue date	Maturity date	Coupon rate	ANG MM yield	Indicative price	
0NA7F13C09	9 7/8% Neth. Antilles 2002/2012 (s/a)	1-Mar-02	1-Mar-12	9.875%	1.00%	100.05
0NA7H13C07	7 1/2% Neth. Antilles 2002/2012 (s/a)	1-May-02	1-May-12	7.500%	0.51%	101.20
0NA7HK3C01	10% Neth. Antilles 2002/2012 (s/a)	20-May-02	20-May-12	10.000%	0.22%	102.20
0EC96Q1O01	7 3/8% Curaçao 2007/2012 (s/a)	26-Jun-07	26-Jun-12	7.375%	0.08%	102.37
0EC94A2007	7 1/2% Curaçao 2007/2013 (s/a)	10-Apr-07	10-Apr-13	7.500%	0.20%	108.12
0NA9HD1O07	5% Neth. Antilles 2008/2013	13-May-08	13-May-13	5.000%	0.21%	105.76
0EC7TU3C00	7 7/8% Curaçao 2003/2013 (s/a)	30-May-03	30-May-13	7.875%	0.22%	109.57
0NA8ZG2C06	7 3/8% Neth. Antilles 2006/2013	16-Nov-06	16-Nov-13	7.375%	0.29%	112.11
0EC8C63009	7 5/8% Curaçao 2004/2013 (s/a)	6-Dec-04	6-Dec-13	7.625%	0.29%	112.93
0EC81Q3C05	8% Curaçao 2004/2014 (s/a)	26-Jan-04	26-Jan-14	8.000%	0.31%	114.61
0NA82K3C01	8% Neth. Antilles 2004/2014 (s/a)	20-Feb-04	20-Feb-14	8.000%	0.32%	115.10
0EC8713C02	7 7/8% Curaçao 2004/2010/14 (s/a)	1-Jul-04	1-Jul-14	7.875%	0.44%	117.27
0NA8XF3C07	7 1/2% Neth. Antilles 2006/2014 (s/a)	15-Sep-06	15-Sep-14	7.500%	0.51%	117.64
0EC8IM3C02	7 1/4% Curaçao 2005/2015 (s/a)	22-Jun-05	22-Jun-15	7.250%	0.74%	121.26
0EC9JA2C06	5 1/2% Curaçao 2008/2015 (s/a)	10-Jul-08	10-Jul-15	5.500%	0.76%	115.73
0NA8K53C02	7 1/4% Neth. Antilles 2005/2015 (s/a)	5-Aug-05	5-Aug-15	7.250%	0.77%	121.91
0NA9KR2C09	5 1/2% Neth. Antilles 2008/2015 (s/a)	3-Oct-08	3-Oct-15	5.500%	0.81%	116.58
0NA8P23C04	7 % Neth. Antilles 2006 / 2016 (s/a)	2-Jan-06	2-Jan-16	7.000%	0.87%	123.11
0NA8T23C00	7 1/2% Neth. Antilles 2006 / 2016 (s/a)	8-May-06	8-May-16	7.500%	0.98%	126.69
0EC8Z13C09	7 1/2% Curaçao 2006 / 2016 (s/a)	1-Nov-06	1-Nov-16	7.500%	1.17%	128.68
0EC91Q3C04	8% Curaçao 2007 / 2017 (s/a)	26-Jan-07	26-Jan-17	8.000%	1.27%	131.94
0EC8US3O05	7 7/8% Curaçao 2006/2017 (s/a)	28-Jun-06	28-Jun-17	7.875%	1.38%	133.24
0EC9A13C07	8 % Curaçao 2007/2017 (s/a)	3-Sep-07	3-Sep-17	8.000%	1.43%	134.71
0NA9BU3C03	7 5/8% Neth. Antilles 2007/2017 (s/a)	30-Nov-07	30-Nov-17	7.625%	1.49%	133.72
0NA9EJ3C05	7 1/2% Neth. Antilles 2008/2018 (s/a)	19-Feb-08	19-Feb-18	7.500%	1.54%	133.88
0NA7415008	8% Neth. Antilles 2003/2018 (s/a)	18-Jun-03	18-Jun-18	8.000%	1.63%	138.00
OECAAF3C06	2 1/2% Curaçao 2010/2020 (s/a)	15-Oct-10	15-Oct-20	2.500%	2.08%	103.27
OSMAAL3C03	2 1/2% Sint Maarten 2010/2020 (s/a)	21-Oct-10	21-Oct-20	2.500%	2.09%	103.25
OECAAD5003	2 3/4% Curaçao 2010/2025 (s/a)	15-Oct-10	15-Oct-25	2.750%	2.58%	101.93
OSMAAL5005	2 5/8% Sint Maarten 2010/2025 (s/a)	21-Oct-10	21-Oct-25	2.625%	2.58%	100.49
OECAAF6O09	2 7/8% Curaçao 2010/2030 (s/a)	15-Oct-10	15-Oct-30	2.875%	2.69%	102.66
OSMAAL6O06	2 3/4% Sint Maarten 2010/2030 (s/a)	21-Oct-10	21-Oct-30	2.750%	2.69%	100.84
OECAAF8C01	3% Curaçao 2010/2035 (s/a)	15-Oct-10	15-Oct-35	3.000%	2.64%	106.29
OSMAAL8C08	2 7/8% Sint Maarten 2010/2035 (s/a)	21-Oct-10	21-Oct-35	2.875%	2.64%	104.11
OECAAF002	3 1/8% Curaçao 2010/2040 (s/a)	15-Oct-10	15-Oct-40	3.125%	2.58%	110.89
OSMAALA009	3% Sint Maarten 2010/2040 (s/a)	21-Oct-10	21-Oct-40	3.000%	2.58%	108.38

Interest on securities issued before October 1, 1999 is free of taxes. Therefore, prices for these securities can deviate.

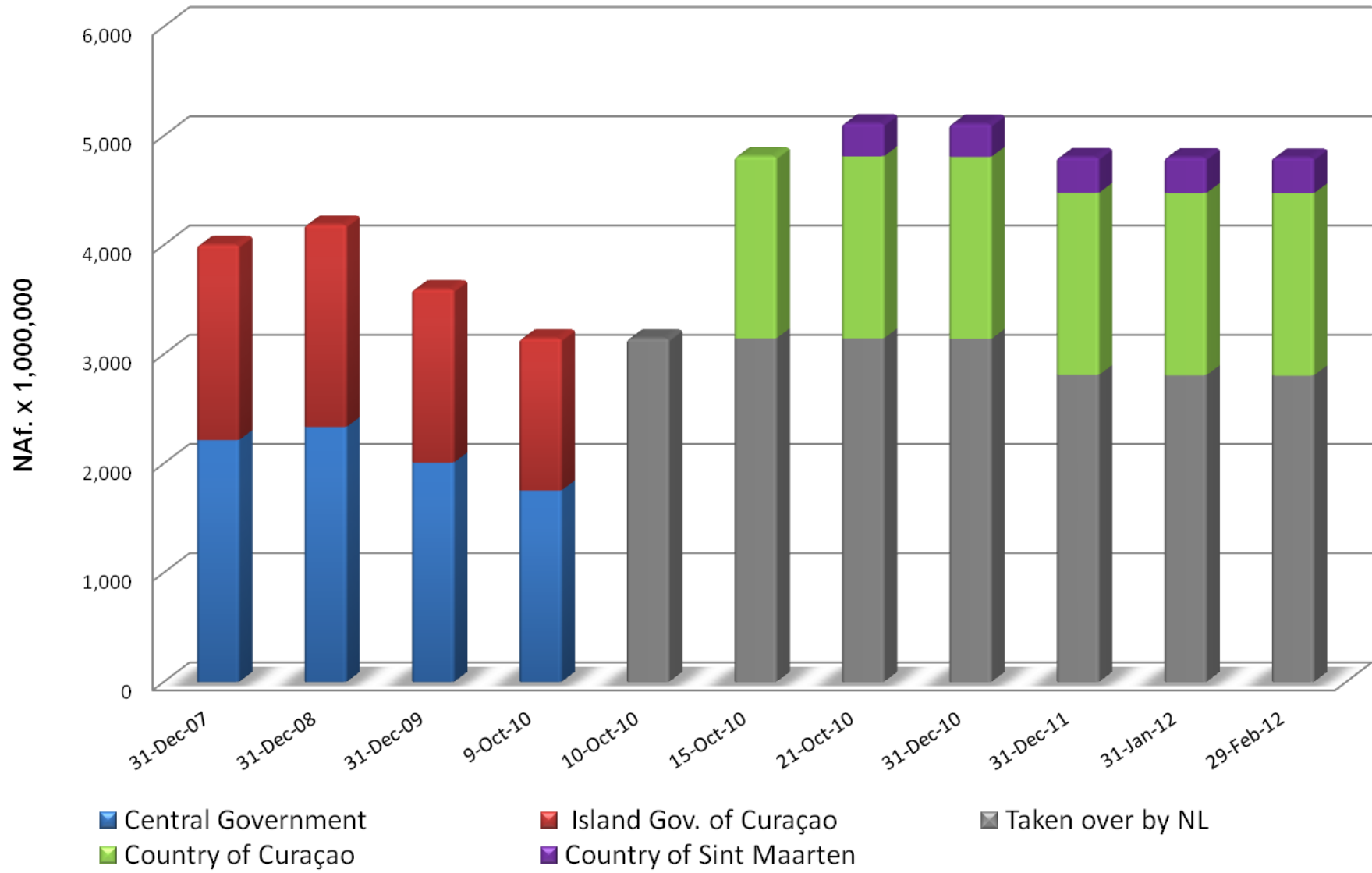
Local yield in days



Yield table incl debt relief

		29-Feb-12
o/n	1	1.00%
1m	30	1.00%
3m	90	0.08%
6m	180	0.21%
9m	270	0.21%
1yr	360	0.21%
2yr	720	0.31%
3yr	1080	0.70%
4yr	1440	0.96%
5yr	1800	1.37%
6yr	2160	1.55%
7yr	2520	1.86%
8yr	2880	2.01%
9yr	3240	2.17%
10yr	3600	2.38%
11yr	3960	2.40%
12yr	4320	2.50%
13yr	4680	2.55%
14yr	5040	2.60%
15yr	5400	2.73%
20yr	7200	2.73%
25yr	9000	2.66%
30yr	10800	2.61%

Outstanding Securities



Curacao yield

This yield curve is an extrapolation to today's yield data, excluding the issuance of October 15th and 21st 2010.

		29-Feb-12
1m	1m	1.00%
3m	3m	1.00%
6m	6m	1.50%
1yr	1yr	1.76%
2yr	2yr	2.25%
3yr	3yr	2.65%
4yr	4yr	3.25%
5yr	5yr	3.65%
7yr	7yr	4.00%
8yr	8yr	4.70%
9yr	9yr	4.95%
10yr	10yr	5.15%
15yr	15yr	5.50%
20yr	20yr	5.65%
25yr	25yr	5.85%
30yr	30yr	6.00%

Curacao vs US-T vs US Agencies vs NL Yield (Feb 29, 2012)

