



**Centrale Bank van Curaçao en Sint Maarten**  
(Central Bank)

**Financial Market Information**  
August 2012

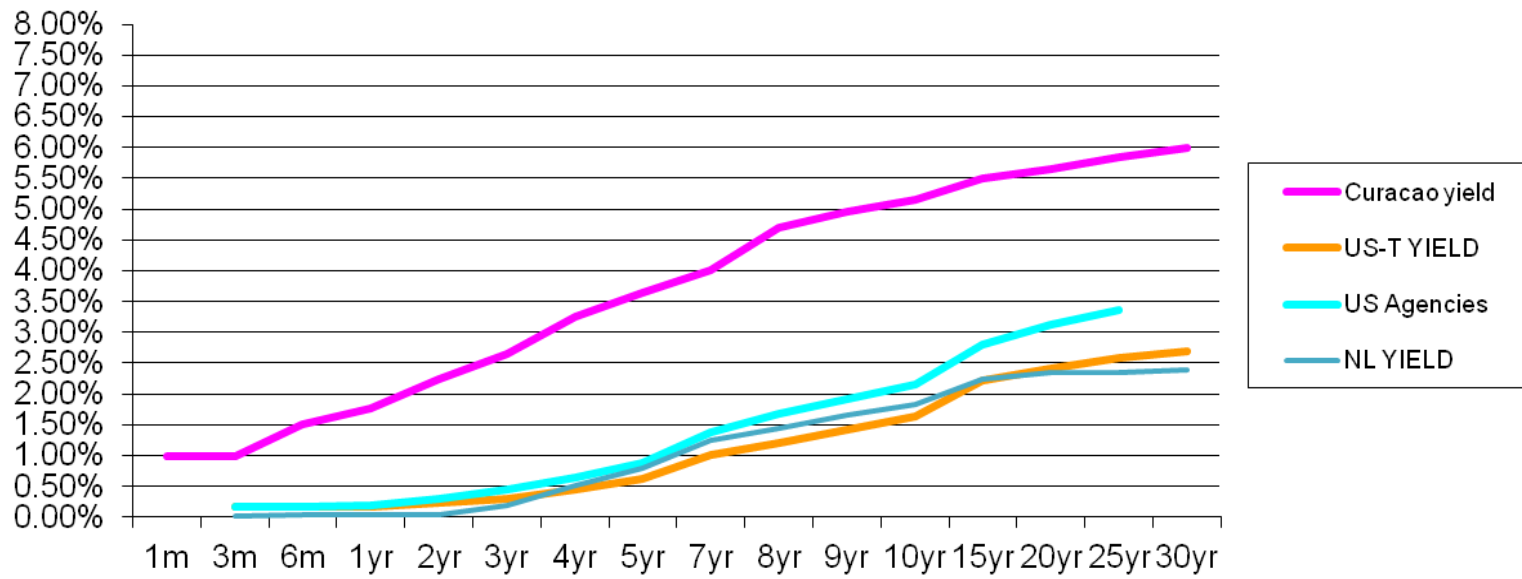
**Indicative prices as of: 31-Aug-12**

*Government Bonds including issuance of  
October 15th and October 21st 2010*

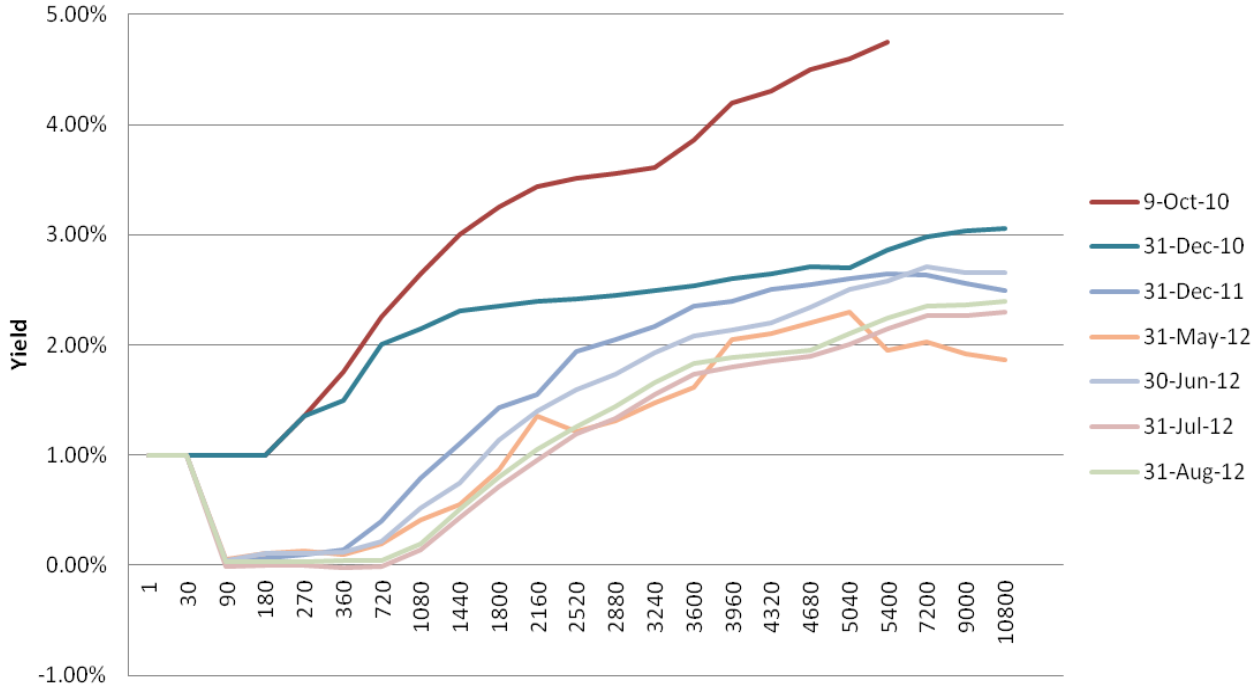
Government Issues	Issue date	Maturity date	Coupon rate	ANG MM yield	Indicative price	
OEC94A2007	7 1/2% Curaçao 2007/2013 (s/a)	10-Apr-07	10-Apr-13	7.500%	0.03%	104.54
0NA9HD1O07	5% Neth. Antilles 2008/2013	13-May-08	13-May-13	5.000%	0.03%	103.48
OEC7TU3C00	7 7/8% Curaçao 2003/2013 (s/a)	30-May-03	30-May-13	7.875%	0.03%	105.88
0NA8ZG2C06	7 3/8% Neth. Antilles 2006/2013	16-Nov-06	16-Nov-13	7.375%	0.04%	108.86
OEC8C63009	7 5/8% Curaçao 2004/2013 (s/a)	6-Dec-04	6-Dec-13	7.625%	0.04%	109.58
OEC81Q3C05	8% Curaçao 2004/2014 (s/a)	26-Jan-04	26-Jan-14	8.000%	0.04%	111.16
0NA82K3C01	8% Neth. Antilles 2004/2014 (s/a)	20-Feb-04	20-Feb-14	8.000%	0.04%	111.69
OEC8713C02	7 7/8% Curaçao 2004/2010/14 (s/a)	1-Jul-04	1-Jul-14	7.875%	0.05%	114.35
0NA8XF3C07	7 1/2% Neth. Antilles 2006/2014 (s/a)	15-Sep-06	15-Sep-14	7.500%	0.05%	115.17
OEC8IM3C02	7 1/4% Curaçao 2005/2015 (s/a)	22-Jun-05	22-Jun-15	7.250%	0.17%	119.83
OEC9JA2C06	5 1/2% Curaçao 2008/2015 (s/a)	10-Jul-08	10-Jul-15	5.500%	0.18%	115.17
0NA8K53C02	7 1/4% Neth. Antilles 2005/2015 (s/a)	5-Aug-05	5-Aug-15	7.250%	0.19%	120.61
0NA9KR2C09	5 1/2% Neth. Antilles 2008/2015 (s/a)	3-Oct-08	3-Oct-15	5.500%	0.23%	116.23
0NA8P23C04	7 % Neth. Antilles 2006 / 2016 (s/a)	2-Jan-06	2-Jan-16	7.000%	0.30%	122.21
0NA8T23C00	7 1/2% Neth. Antilles 2006 / 2016 (s/a)	8-May-06	8-May-16	7.500%	0.41%	125.90
OEC8Z13C09	7 1/2% Curaçao 2006 / 2016 (s/a)	1-Nov-06	1-Nov-16	7.500%	0.56%	128.55
OEC91Q3C04	8% Curaçao 2007 / 2017 (s/a)	26-Jan-07	26-Jan-17	8.000%	0.63%	131.96
OEC8US3O05	7 7/8% Curaçao 2006/2017 (s/a)	28-Jun-06	28-Jun-17	7.875%	0.75%	133.69
OEC9A13C07	8 % Curaçao 2007/2017 (s/a)	3-Sep-07	3-Sep-17	8.000%	0.80%	135.23
0NA9BU3C03	7 5/8% Neth. Antilles 2007/2017 (s/a)	30-Nov-07	30-Nov-17	7.625%	0.86%	134.63
0NA9EJ3C05	7 1/2% Neth. Antilles 2008/2018 (s/a)	19-Feb-08	19-Feb-18	7.500%	0.92%	135.01
0NA7415008	8% Neth. Antilles 2003/2018 (s/a)	18-Jun-03	18-Jun-18	8.000%	1.00%	139.33
OECAAF3C06	2 1/2% Curaçao 2010/2020 (s/a)	15-Oct-10	15-Oct-20	2.500%	1.47%	107.87
OSMAAL3C03	2 1/2% Sint Maarten 2010/2020 (s/a)	21-Oct-10	21-Oct-20	2.500%	1.47%	107.85
OECAAD5003	2 3/4% Curaçao 2010/2025 (s/a)	15-Oct-10	15-Oct-25	2.750%	1.97%	108.99
OSMAAL5005	2 5/8% Sint Maarten 2010/2025 (s/a)	21-Oct-10	21-Oct-25	2.625%	1.97%	107.53
OECAAF6O09	2 7/8% Curaçao 2010/2030 (s/a)	15-Oct-10	15-Oct-30	2.875%	2.31%	108.33
OSMAAL6O06	2 3/4% Sint Maarten 2010/2030 (s/a)	21-Oct-10	21-Oct-30	2.750%	2.31%	106.48
OECAAF8C01	3% Curaçao 2010/2035 (s/a)	15-Oct-10	15-Oct-35	3.000%	2.36%	111.44
OSMAAL8C08	2 7/8% Sint Maarten 2010/2035 (s/a)	21-Oct-10	21-Oct-35	2.875%	2.36%	109.23
OECAAF8A002	3 1/8% Curaçao 2010/2040 (s/a)	15-Oct-10	15-Oct-40	3.125%	2.38%	115.20
OSMAALA009	3% Sint Maarten 2010/2040 (s/a)	21-Oct-10	21-Oct-40	3.000%	2.38%	112.65

Interest on securities issued before October 1, 1999 is free of taxes. Therefore, prices for these securities can deviate.

### CURACAO vs US-T vs US Agencies vs NL Yield (Aug 31, 2012)



### Local yield Government issued bonds in days



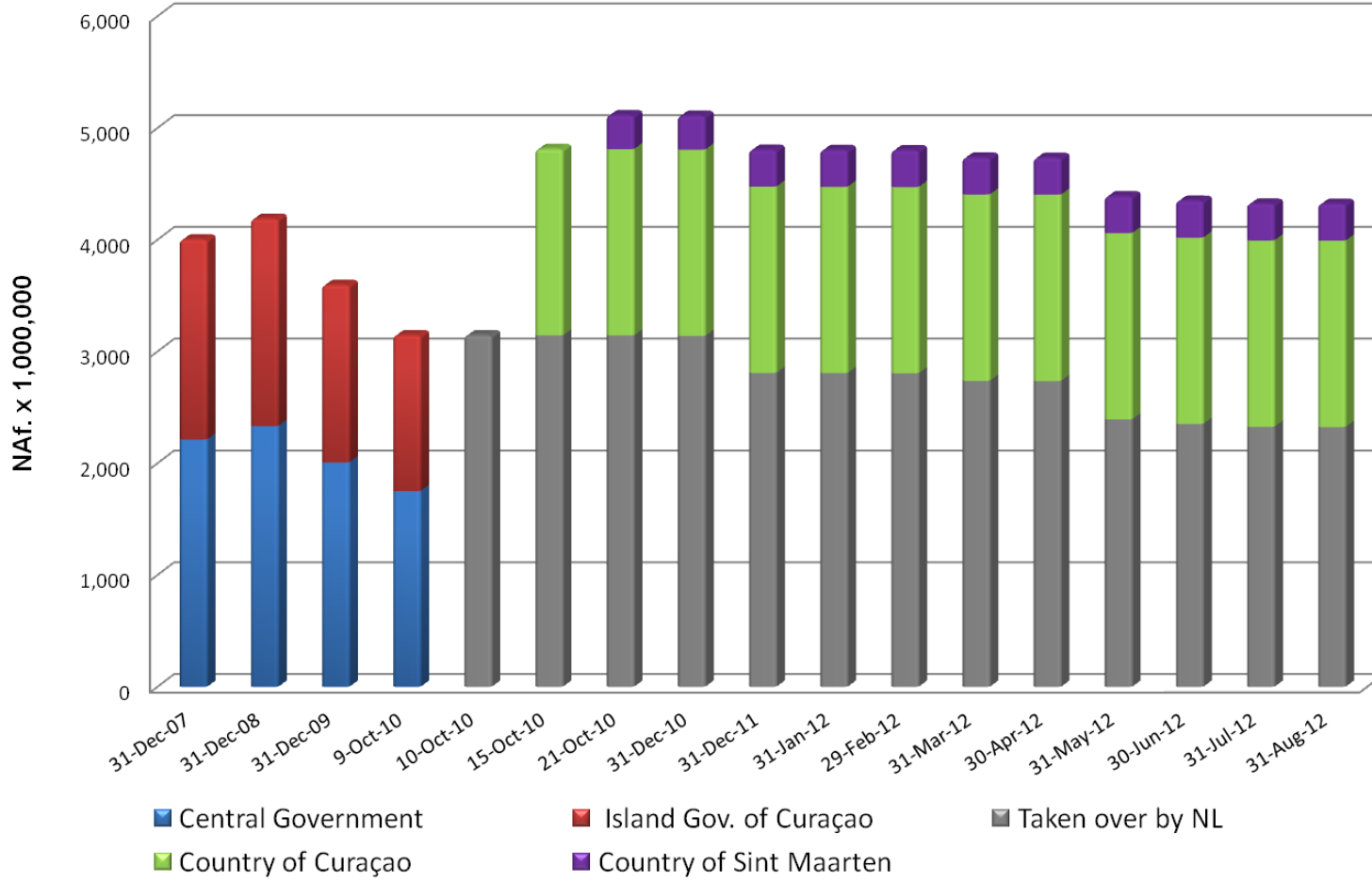
Local yield table incl debt relief  
GOV only

		31-Aug-12
o/n	1	1.00%
1m	30	1.00%
3m	90	0.03%
6m	180	0.03%
9m	270	0.03%
1yr	360	0.04%
2yr	720	0.05%
3yr	1080	0.20%
4yr	1440	0.51%
5yr	1800	0.80%
6yr	2160	1.05%
7yr	2520	1.25%
8yr	2880	1.44%
9yr	3240	1.66%
10yr	3600	1.84%
11yr	3960	1.89%
12yr	4320	1.92%
13yr	4680	1.95%
14yr	5040	2.10%
15yr	5400	2.24%
20yr	7200	2.35%
25yr	9000	2.36%
30yr	10800	2.39%

This yield curve is an extrapolation to today's yield data, excluding the issuance of October 15th and 21st

		Curacao yield
		31-Aug-12
1m	1m	1.00%
3m	3m	1.00%
6m	6m	1.50%
1yr	1yr	1.76%
2yr	2yr	2.25%
3yr	3yr	2.65%
4yr	4yr	3.25%
5yr	5yr	3.65%
7yr	7yr	4.00%
8yr	8yr	4.70%
9yr	9yr	4.95%
10yr	10yr	5.15%
15yr	15yr	5.50%
20yr	20yr	5.65%
25yr	25yr	5.85%
30yr	30yr	6.00%

# Outstanding Securities



## General Government Bond Maturity Schedule as per August 31, 2012

