



Centrale Bank van Curaçao en Sint Maarten  
(Central Bank)

Financial Market Information

Indicative prices

May 31, 2015

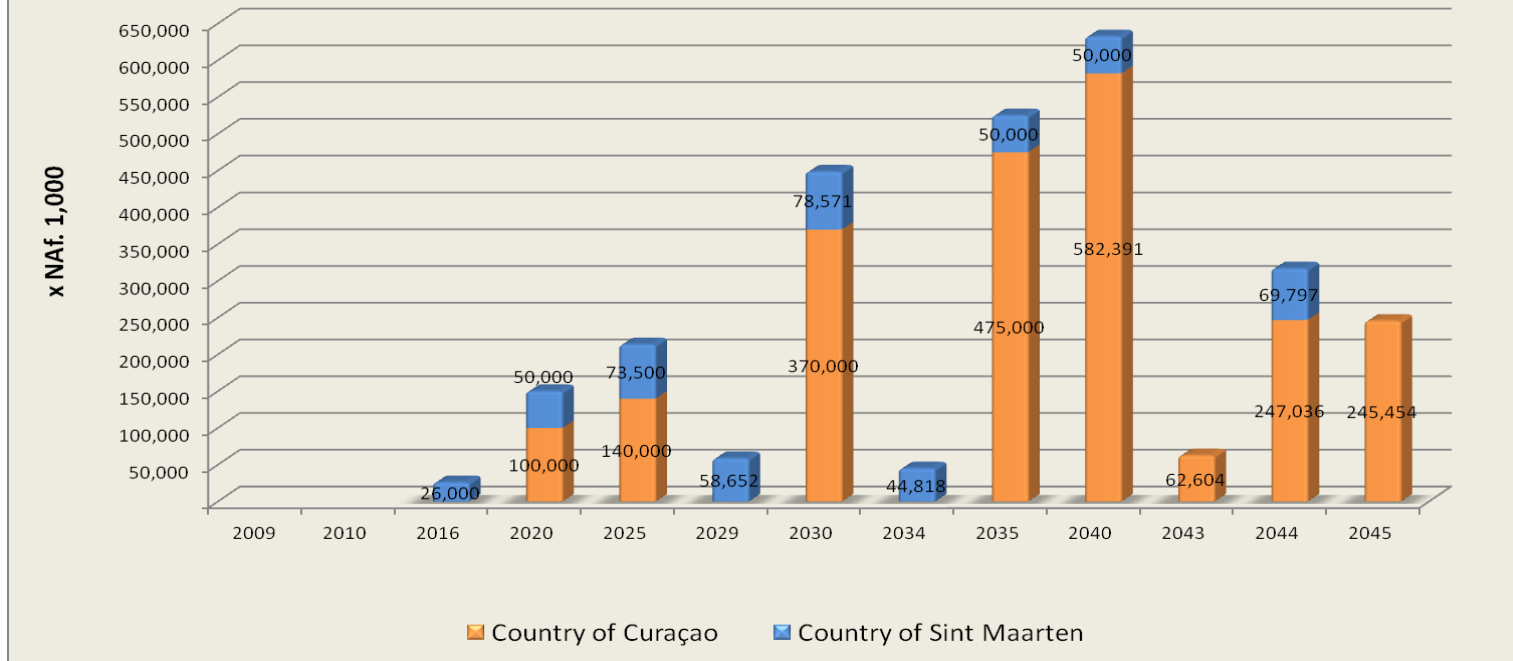
Government Bonds including issuance of  
October 15th and October 21st 2010

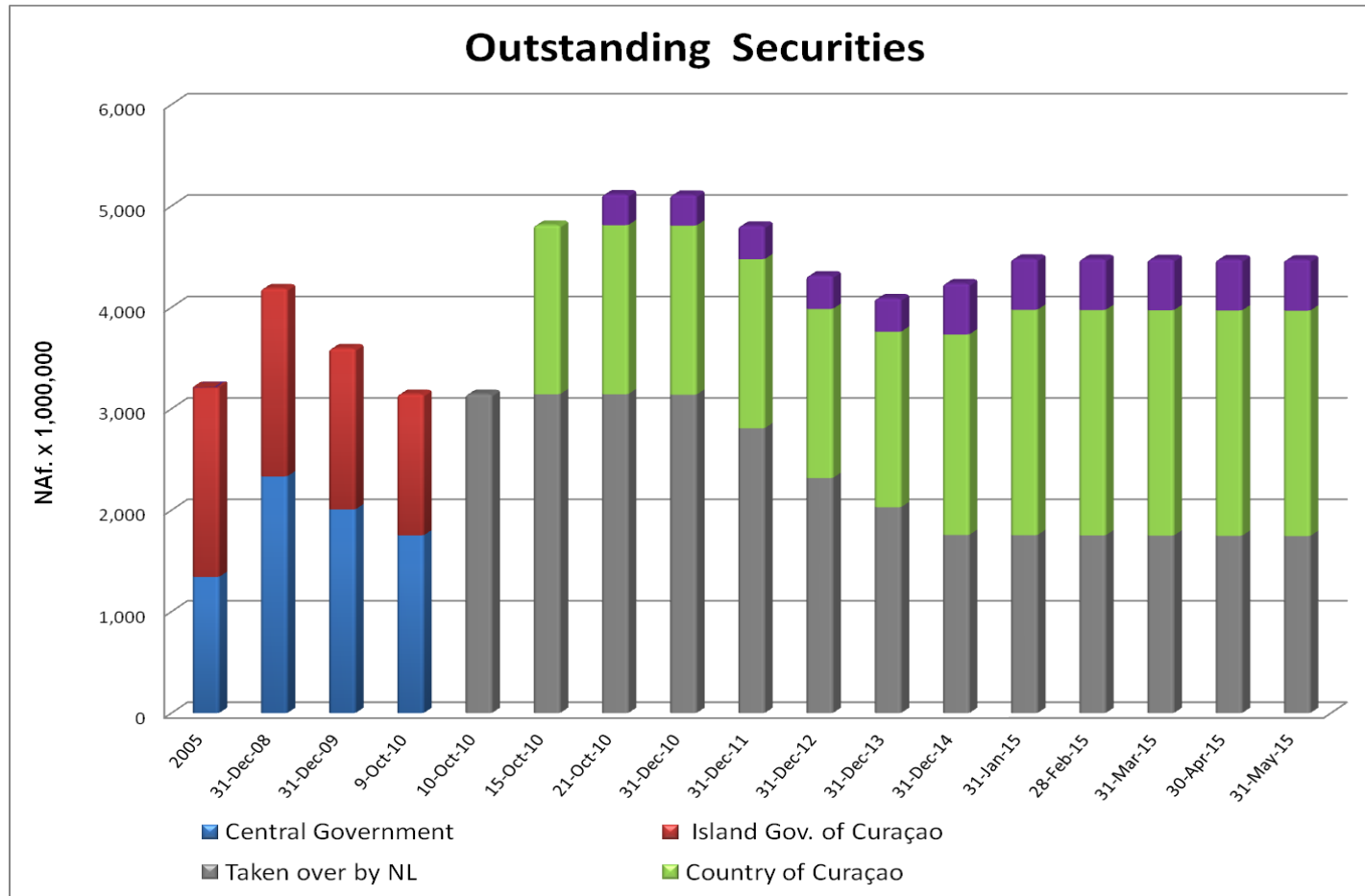
NASIC	Government Issues	Issue date	Maturity date	Coupon rate	ANG MM yield	Indicative price
OEC8IM3C02	7 1/4% Curaçao 2005/2015 (s/a)	22-Jun-05	22-Jun-15	7.250%	0.00%	100.42
OEC9JA2C06	5 1/2% Curaçao 2008/2015 (s/a)	10-Jul-08	10-Jul-15	5.500%	-0.05%	100.60
ONA8K53C02	7 1/4% Neth. Antilles 2005/2015 (s/a)	5-Aug-05	5-Aug-15	7.250%	-0.18%	101.32
ONA9KR2C09	5 1/2% Neth. Antilles 2008/2015 (s/a)	3-Oct-08	3-Oct-15	5.500%	-0.28%	101.96
ONA8P23C04	7 % Neth. Antilles 2006 / 2016 (s/a)	2-Jan-06	2-Jan-16	7.000%	-0.24%	104.25
ONA8T23C00	7 1/2% Neth. Antilles 2006 / 2016 (s/a)	8-May-06	8-May-16	7.500%	-0.22%	107.24
OSMAMC1005	1 1/2% Sint Maarten 2011/2016 (s/a)	12-Oct-11	12-Oct-16	1.500%	-0.21%	102.34
OEC8Z13C09	7 1/2% Curaçao 2006 / 2016 (s/a)	1-Nov-06	1-Nov-16	7.500%	-0.20%	110.95
OEC91Q3C04	8% Curaçao 2007 / 2017 (s/a)	26-Jan-07	26-Jan-17	8.000%	-0.19%	113.57
OEC8US3O05	7 7/8% Curaçao 2006/2017 (s/a)	28-Jun-06	28-Jun-17	7.875%	-0.17%	116.73
OEC9A13C07	8 % Curaçao 2007/2017 (s/a)	3-Sep-07	3-Sep-17	8.000%	-0.16%	118.45
ONA9BU3C03	7 5/8% Neth. Antilles 2007/2017 (s/a)	30-Nov-07	30-Nov-17	7.625%	-0.14%	119.45
ONA9EJ3C05	7 1/2% Neth. Antilles 2008/2018 (s/a)	19-Feb-08	19-Feb-18	7.500%	-0.13%	120.78
ONA7415008	8% Neth. Antilles 2003/2018 (s/a)	18-Jun-03	18-Jun-18	8.000%	-0.10%	124.77
OECAAF3C06	2 1/2% Curaçao 2010/2020 (s/a)	15-Oct-10	15-Oct-20	2.500%	0.14%	112.62
OSMAAL3C03	2 1/2% Sint Maarten 2010/2020 (s/a)	21-Oct-10	21-Oct-20	2.500%	0.15%	112.65
OECAAD5003	2 3/4% Curaçao 2010/2025 (s/a)	15-Oct-10	15-Oct-25	2.750%	0.67%	120.85
OSMAAL5005	2 5/8% Sint Maarten 2010/2025 (s/a)	21-Oct-10	21-Oct-25	2.625%	0.67%	119.62
OECAAF6O09	2.25% Sint Maarten 2014/2029 (s/a)	2-Jun-14	2-Jun-29	2.250%	0.90%	117.72
OSMAAL6O06	2 7/8% Curaçao 2010/2030 (s/a)	15-Oct-10	15-Oct-30	2.875%	0.96%	127.38
OECAAF8C01	2 3/4% Sint Maarten 2010/2030 (s/a)	21-Oct-10	21-Oct-30	2.750%	0.96%	125.62
OSMAAL8C08	2.375% Sint Maarten 2014/2034 (s/a)	2-Jun-14	2-Jun-34	2.375%	1.03%	123.08
OECAAF002	3% Curaçao 2010/2035 (s/a)	15-Oct-10	15-Oct-35	3.000%	1.06%	135.50
OSMAALA009	2 7/8% Sint Maarten 2010/2035 (s/a)	21-Oct-10	21-Oct-35	2.875%	1.06%	133.23
OCUB9GA001	3 1/8% Curaçao 2010/2040 (s/a)	15-Oct-10	15-Oct-40	3.125%	1.10%	144.67
OSMBI25002	3% Sint Maarten 2010/2040 (s/a)	21-Oct-10	21-Oct-40	3.000%	1.10%	141.93
OSMBI26000	2 3/4% Curaçao 2013/2043 (s/a)	16-Sep-13	16-Sep-43	2.750%	1.15%	138.47
OSMBI2A001	2.45% Sint Maarten 2014/2044 (s/a)	2-Jun-14	2-Jun-44	2.450%	1.17%	131.55
OSMBNLA000	1.80% Sint Maarten 2014/2044 (s/a)	21-Nov-14	21-Nov-44	1.800%	1.17%	115.58
OCUBPKA004	1.60% Curaçao JAN 20 2015-45 S/A	20-Jan-15	20-Jan-45	1.600%	1.18%	110.59

Interest on securities issued before October 1, 1999 is free of taxes. Therefore, prices for these securities can deviate.



### General Government Bond Maturity Schedule as per May 31, 2015





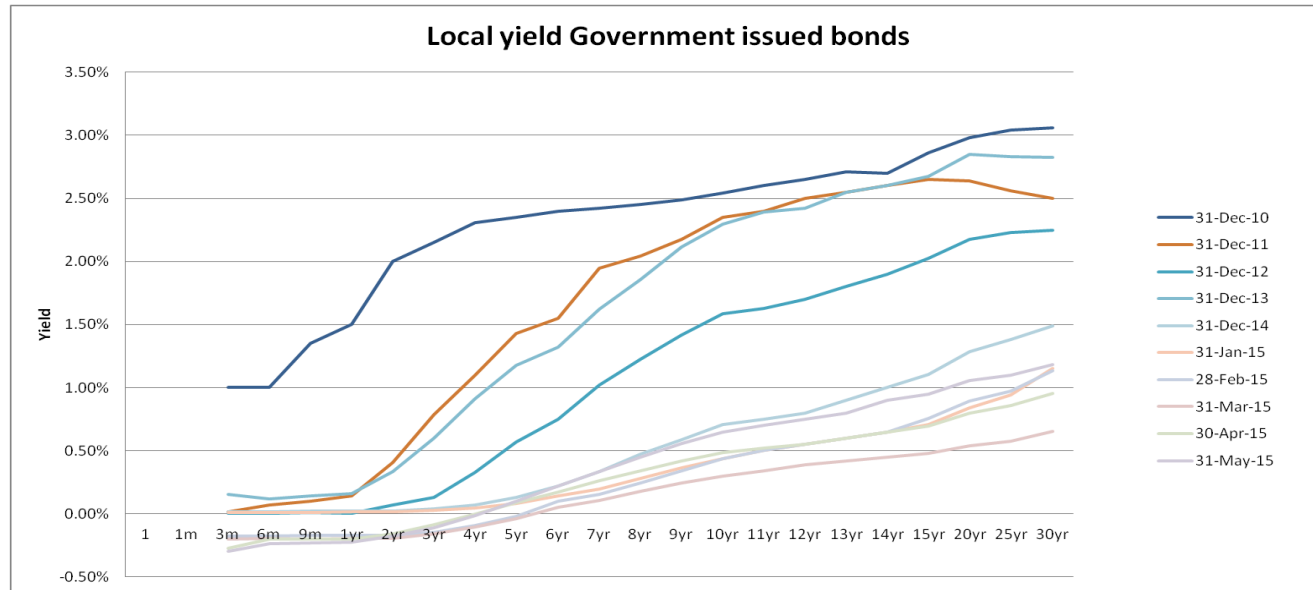


## Local Yield Governments

May 31, 2015

Local yield table incl debt relief  
GOV only

		31-May-15
o/n	1	
1m	30	
3m	90	-0.30%
6m	180	-0.24%
9m	270	-0.23%
1yr	360	-0.22%
2yr	720	-0.18%
3yr	1080	-0.11%
4yr	1440	-0.02%
5yr	1800	0.10%
6yr	2160	0.22%
7yr	2520	0.34%
8yr	2880	0.45%
9yr	3240	0.56%
10yr	3600	0.65%
11yr	3960	0.70%
12yr	4320	0.75%
13yr	4680	0.80%
14yr	5040	0.90%
15yr	5400	0.95%
20yr	7200	1.06%
25yr	9000	1.10%
30yr	10800	1.18%





## Local Yield Curaçao

May 31, 2015

This yield curve is an extrapolation to today's yield data, excluding the issuance of October 15th and 21st 2010.

		Curacao yield
		31-May-15
1m	1m	1.00%
3m	3m	1.00%
6m	6m	1.05%
1yr	1yr	1.15%
2yr	2yr	1.20%
3yr	3yr	1.25%
4yr	4yr	3.17%
5yr	5yr	3.37%
7yr	7yr	4.00%
8yr	8yr	4.70%
9yr	9yr	4.95%
10yr	10yr	5.15%
15yr	15yr	5.50%
20yr	20yr	5.65%
25yr	25yr	5.85%
30yr	30yr	6.00%

