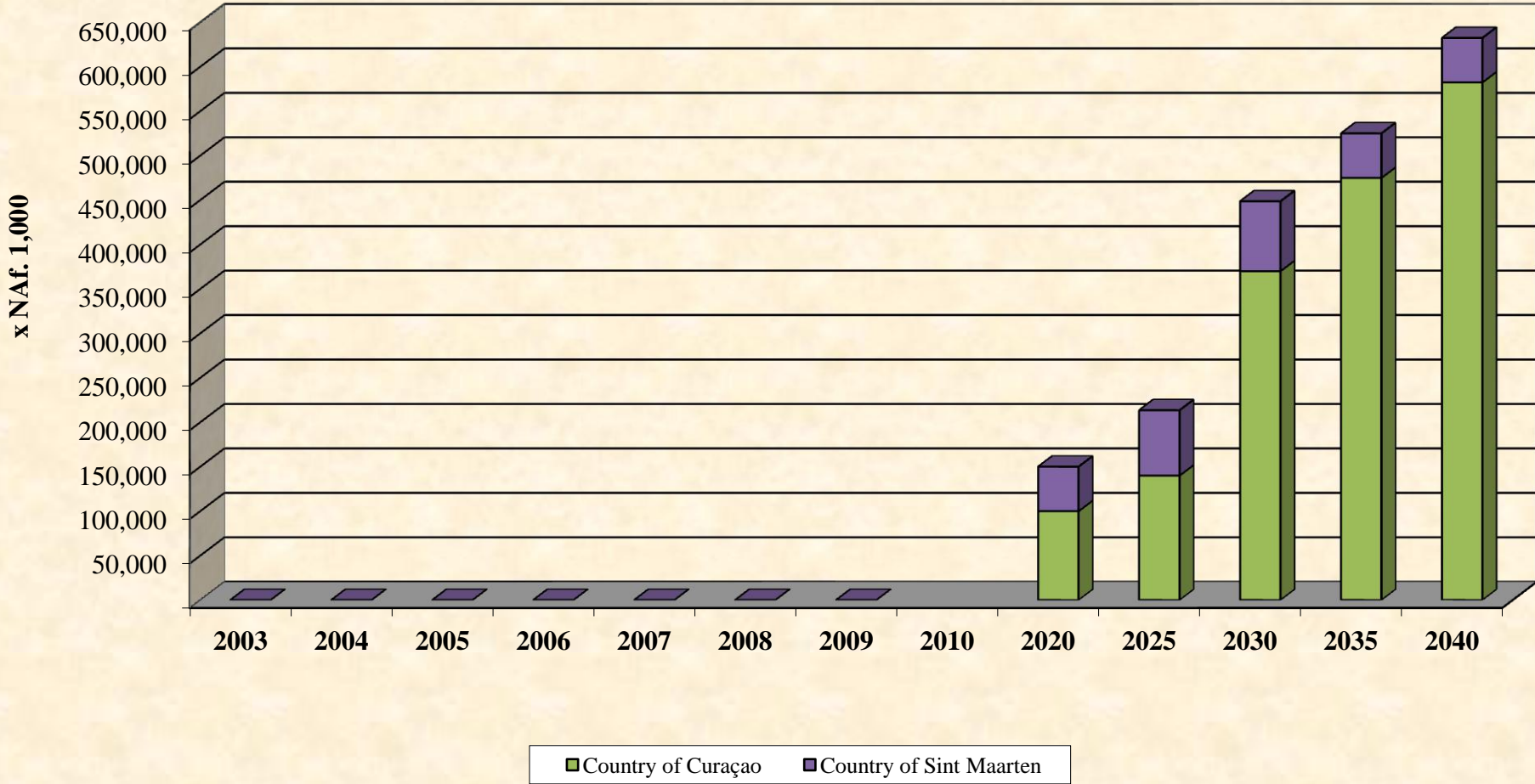


Centrale Bank van Curaçao en Sint Maarten
(Central Bank)

Financial Market Information
October 2011

General Government Bond Maturity Schedule

as per Oct 31, 2011



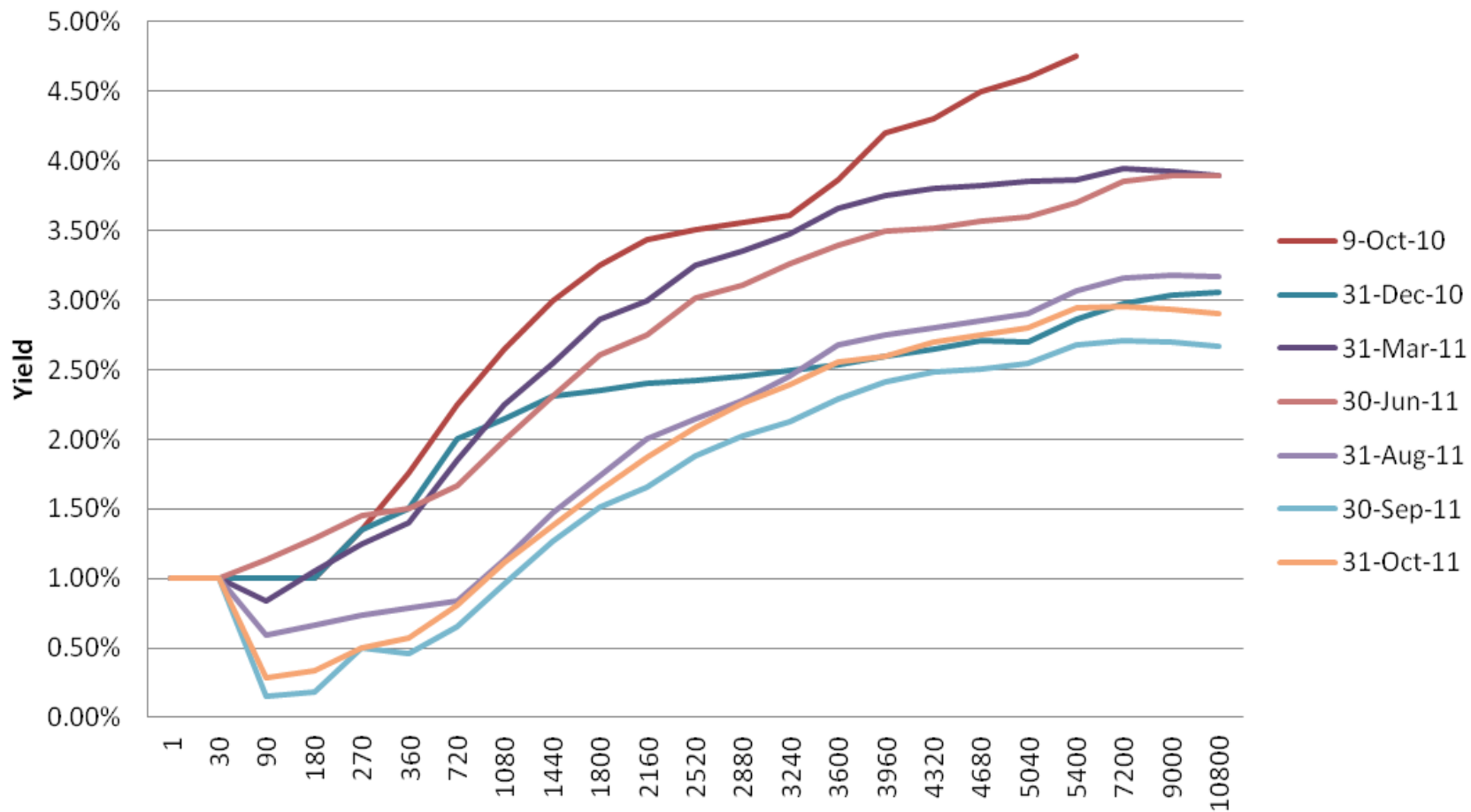
Indicative prices as of: 31-Oct-11

*Government Bonds including issuance of
October 15th and October 21st 2010*

Issue	Issue date	Maturity date	Coupon rate	ANG MM yield	Indicative price	
ONA7ZD2O14	7 1/4% Neth. Antilles 2003/2011 (s/a)	13-Nov-03	13-Nov-11	7.250%	1.00%	100.21
ONA7O93005	8 1/8% Neth. Antilles 2002/2011 (s/a)	9-Dec-02	9-Dec-11	8.125%	0.87%	100.76
ONA7F13C09	9 7/8% Neth. Antilles 2002/2012 (s/a)	1-Mar-02	1-Mar-12	9.875%	0.16%	103.24
ONA7H13C07	7 1/2% Neth. Antilles 2002/2012 (s/a)	1-May-02	1-May-12	7.500%	0.18%	103.66
ONA7HK3C01	10% Neth. Antilles 2002/2012 (s/a)	20-May-02	20-May-12	10.000%	0.25%	105.38
OEC96Q1O01	7 3/8% Curaçao 2007/2012 (s/a)	26-Jun-07	26-Jun-12	7.375%	0.38%	104.56
OEC94A2007	7 1/2% Curaçao 2007/2013 (s/a)	10-Apr-07	10-Apr-13	7.500%	0.55%	109.97
ONA9HD1O07	5% Neth. Antilles 2008/2013	13-May-08	13-May-13	5.000%	0.57%	106.76
OEC7TU3C00	7 7/8% Curaçao 2003/2013 (s/a)	30-May-03	30-May-13	7.875%	0.57%	111.49
ONA8ZG2C06	7 3/8% Neth. Antilles 2006/2013	16-Nov-06	16-Nov-13	7.375%	0.67%	113.57
OEC8C63009	7 5/8% Curaçao 2004/2013 (s/a)	6-Dec-04	6-Dec-13	7.625%	0.69%	114.42
OEC81Q3C05	8% Curaçao 2004/2014 (s/a)	26-Jan-04	26-Jan-14	8.000%	0.73%	116.09
ONA82K3C01	8% Neth. Antilles 2004/2014 (s/a)	20-Feb-04	20-Feb-14	8.000%	0.75%	116.52
OEC8713C02	7 7/8% Curaçao 2004/2010/14 (s/a)	1-Jul-04	1-Jul-14	7.875%	0.86%	118.45
ONA8XF3C07	7 1/2% Neth. Antilles 2006/2014 (s/a)	15-Sep-06	15-Sep-14	7.500%	0.92%	118.60
OEC8IM3C02	7 1/4% Curaçao 2005/2015 (s/a)	22-Jun-05	22-Jun-15	7.250%	1.16%	121.65
OEC9A2C06	5 1/2% Curaçao 2008/2015 (s/a)	10-Jul-08	10-Jul-15	5.500%	1.18%	115.58
ONA8K53C02	7 1/4% Neth. Antilles 2005/2015 (s/a)	5-Aug-05	5-Aug-15	7.250%	1.20%	122.19
ONA9KR2C09	5 1/2% Neth. Antilles 2008/2015 (s/a)	3-Oct-08	3-Oct-15	5.500%	1.25%	116.23
ONA8P23C04	7% Neth. Antilles 2006 / 2016 (s/a)	2-Jan-06	2-Jan-16	7.000%	1.31%	123.00
ONA8T23C00	7 1/2% Neth. Antilles 2006 / 2016 (s/a)	8-May-06	8-May-16	7.500%	1.40%	126.64
OEC8Z13C09	7 1/2% Curaçao 2006 / 2016 (s/a)	1-Nov-06	1-Nov-16	7.500%	1.51%	128.72
OEC91Q3C04	8% Curaçao 2007 / 2017 (s/a)	26-Jan-07	26-Jan-17	8.000%	1.55%	132.34
OEC8U53O05	7 7/8% Curaçao 2006/2017 (s/a)	28-Jun-06	28-Jun-17	7.875%	1.60%	133.78
OEC9A13C07	8% Curaçao 2007/2017 (s/a)	3-Sep-07	3-Sep-17	8.000%	1.63%	135.34
ONA9BU3C03	7 5/8% Neth. Antilles 2007/2017 (s/a)	30-Nov-07	30-Nov-17	7.625%	1.67%	134.31
ONA9EJ3C05	7 1/2% Neth. Antilles 2008/2018 (s/a)	19-Feb-08	19-Feb-18	7.500%	1.72%	134.37
ONA7415008	8% Neth. Antilles 2003/2018 (s/a)	18-Jun-03	18-Jun-18	8.000%	1.79%	138.63
OECAAF3C06	2 1/2% Curaçao 2010/2020 (s/a)	15-Oct-10	15-Oct-20	2.500%	2.12%	103.07
OSMAAL3C03	2 1/2% Sint Maarten 2010/2020 (s/a)	21-Oct-10	21-Oct-20	2.500%	2.12%	103.06
OECAAD5003	2 3/4% Curaçao 2010/2025 (s/a)	15-Oct-10	15-Oct-25	2.750%	2.55%	102.36
OSMAAL5005	2 5/8% Sint Maarten 2010/2025 (s/a)	21-Oct-10	21-Oct-25	2.625%	2.55%	100.89
OECAAF6O09	2 7/8% Curaçao 2010/2030 (s/a)	15-Oct-10	15-Oct-30	2.875%	2.71%	102.47
OSMAAL6O06	2 3/4% Sint Maarten 2010/2030 (s/a)	21-Oct-10	21-Oct-30	2.750%	2.71%	100.62
OECAAF8C01	3% Curaçao 2010/2035 (s/a)	15-Oct-10	15-Oct-35	3.000%	2.70%	105.28
OSMAAL8C08	2 7/8% Sint Maarten 2010/2035 (s/a)	21-Oct-10	21-Oct-35	2.875%	2.70%	103.08
OECAAF002	3 1/8% Curaçao 2010/2040 (s/a)	15-Oct-10	15-Oct-40	3.125%	2.67%	109.12
OSMAALA009	3% Sint Maarten 2010/2040 (s/a)	21-Oct-10	21-Oct-40	3.000%	2.67%	106.61

Interest on securities issued before October 1, 1999 is free of taxes. Therefore, prices for these securities can deviate.

Local yield in days

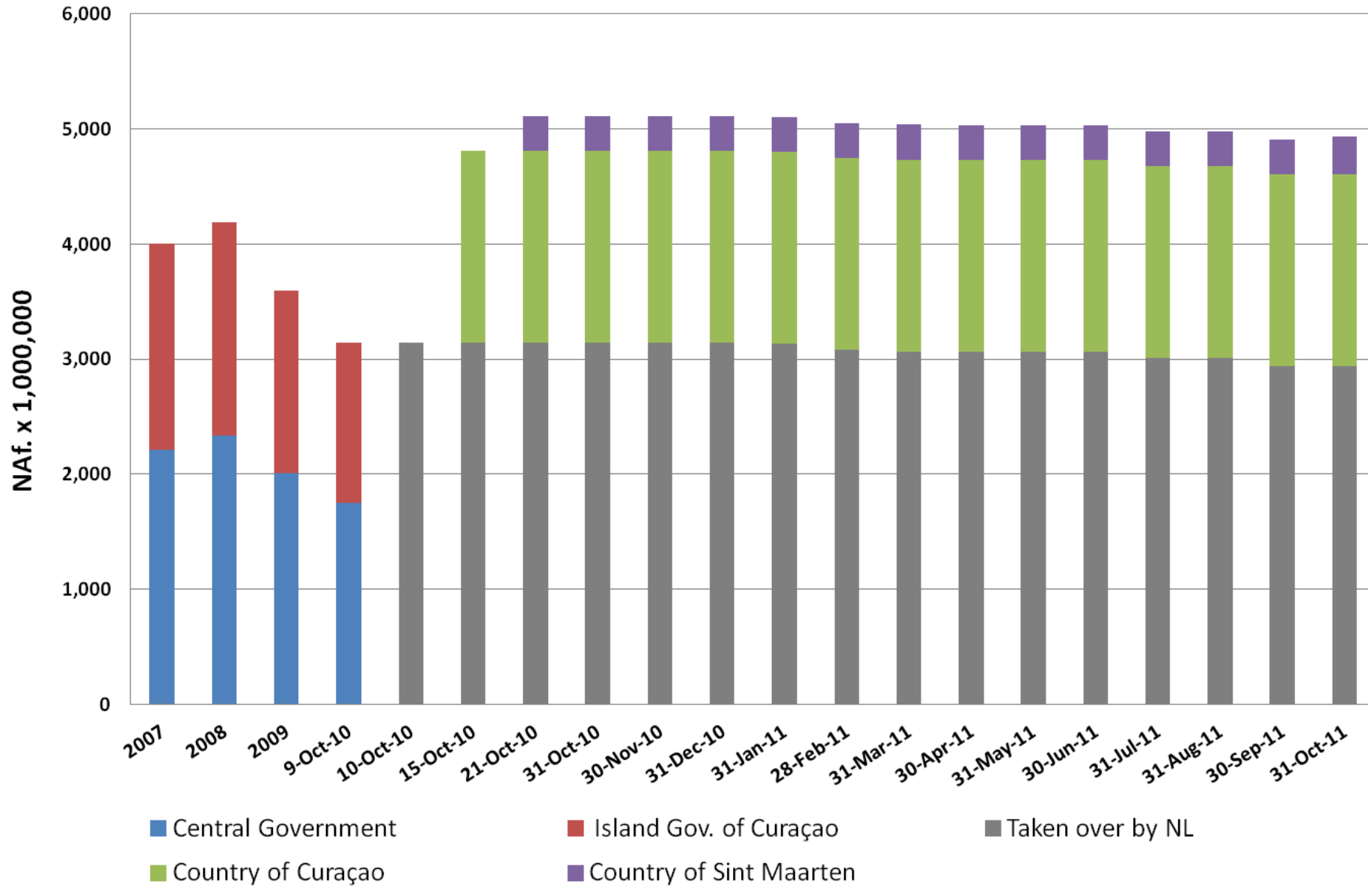


Yield table incl debt relief

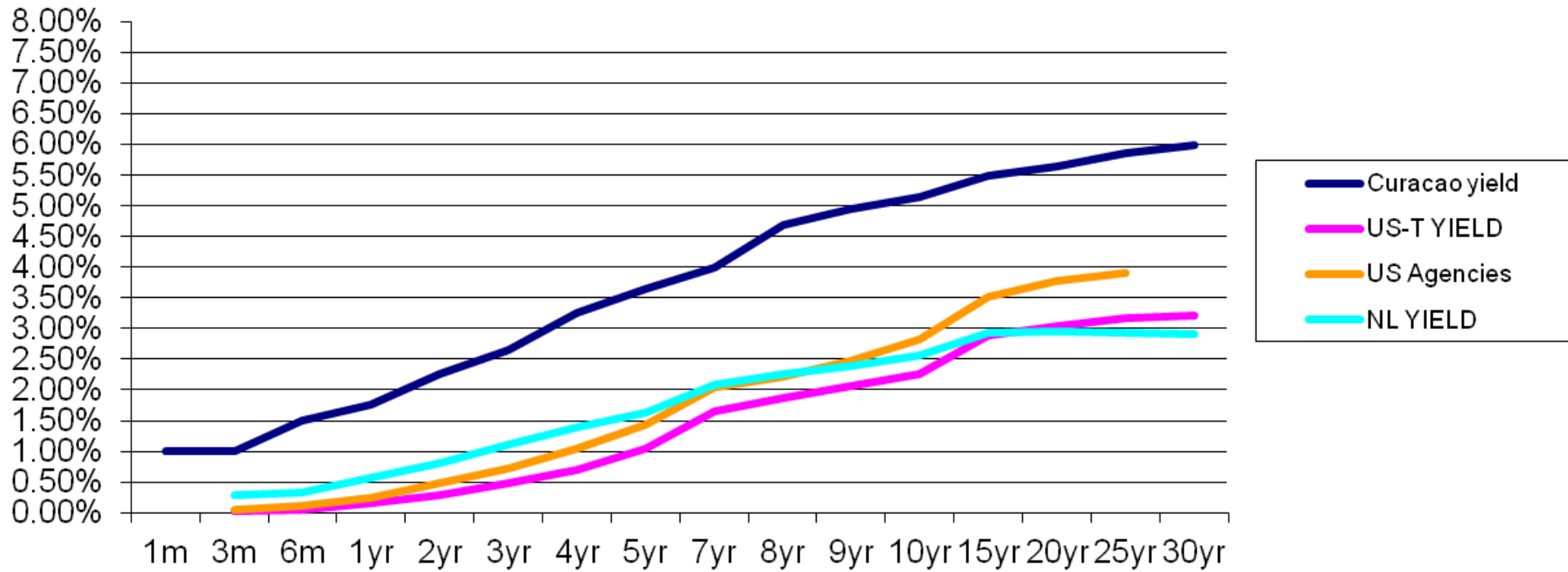
31-Oct-11

o/n	1	1.00%
1m	30	1.00%
3m	90	0.29%
6m	180	0.34%
9m	270	0.50%
1yr	360	0.57%
2yr	720	0.80%
3yr	1080	1.12%
4yr	1440	1.38%
5yr	1800	1.64%
6yr	2160	1.87%
7yr	2520	2.09%
8yr	2880	2.25%
9yr	3240	2.39%
10yr	3600	2.55%
11yr	3960	2.60%
12yr	4320	2.70%
13yr	4680	2.75%
14yr	5040	2.80%
15yr	5400	2.94%
20yr	7200	2.96%
25yr	9000	2.94%
30yr	10800	2.90%

Outstanding Securities



Curacao vs US-T vs US Agencies vs NL Yield (Oct 31, 2011)



This yield curve is an extrapolation to today's yield data, excluding the issuance of Curacao yield October 15th and 21st 2010.

		31-Oct-11
1m	1m	1.00%
3m	3m	1.00%
6m	6m	1.50%
1yr	1yr	1.76%
2yr	2yr	2.25%
3yr	3yr	2.65%
4yr	4yr	3.25%
5yr	5yr	3.65%
7yr	7yr	4.00%
8yr	8yr	4.70%
9yr	9yr	4.95%
10yr	10yr	5.15%
15yr	15yr	5.50%
20yr	20yr	5.65%
25yr	25yr	5.85%
30yr	30yr	6.00%