



Centrale Bank van Curaçao en Sint Maarten

(Central Bank)

Financial Market Information

Indicative prices

January 31, 2013

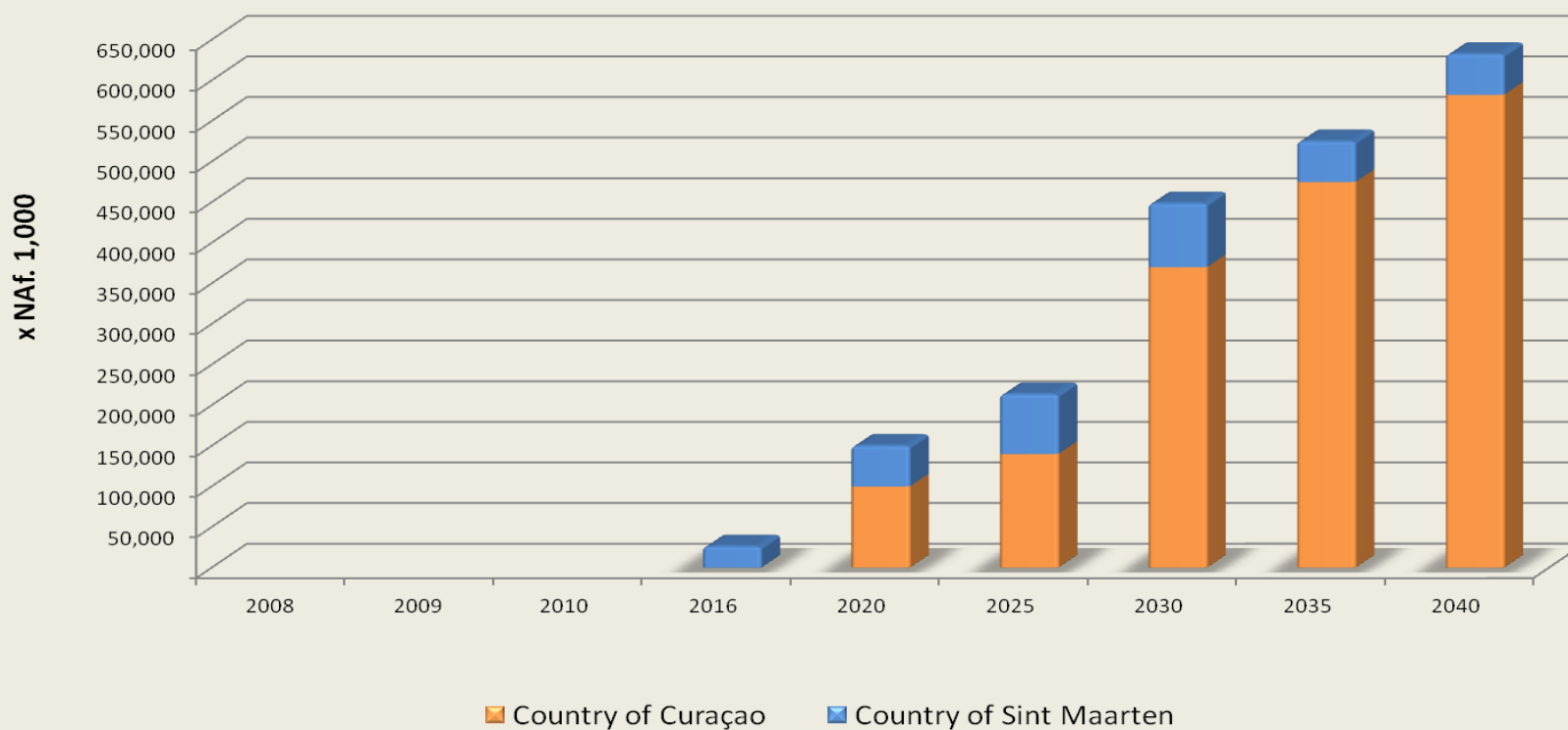
Government Bonds including issuance of
October 15th and October 21st 2010

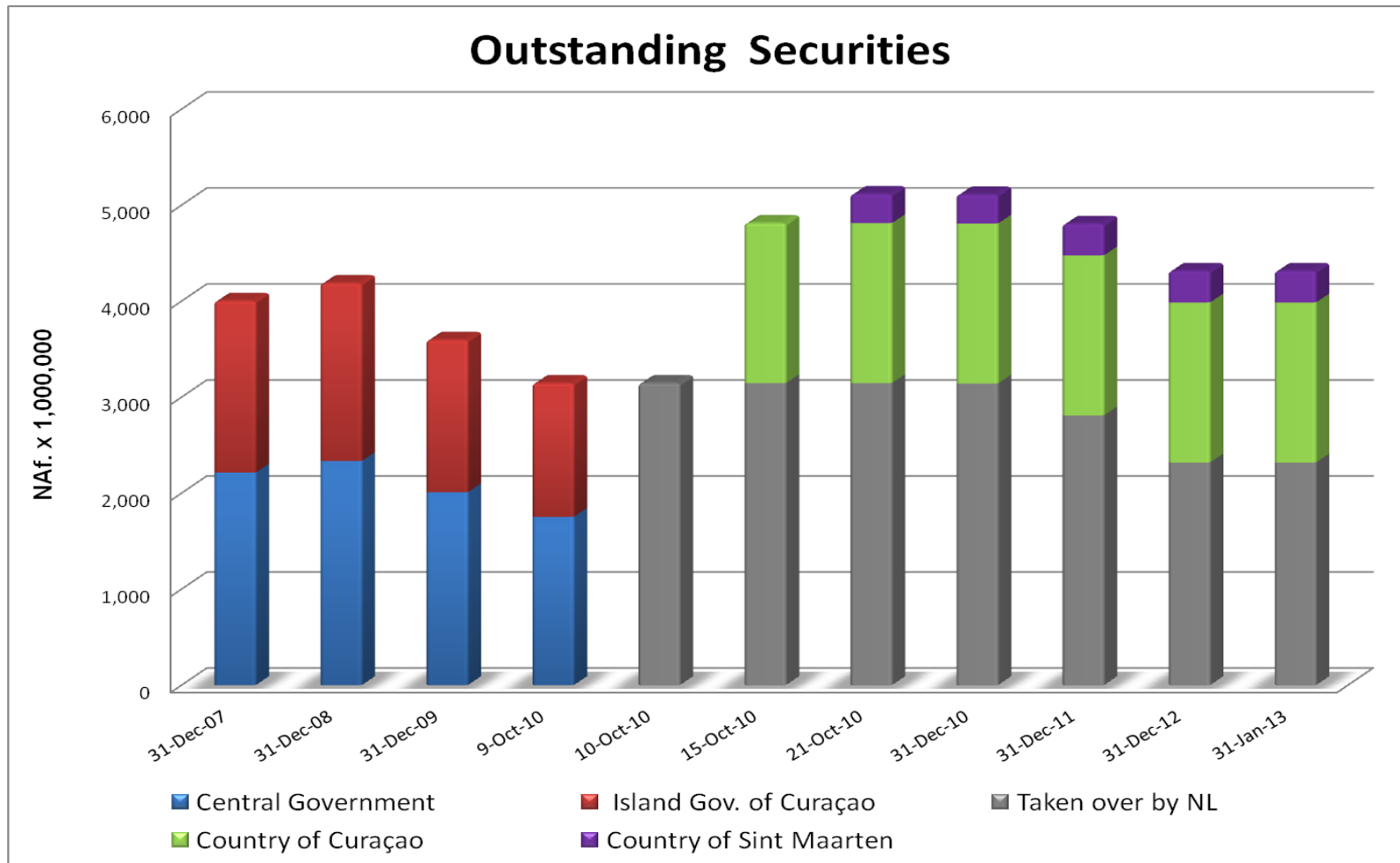
| NASIC | Government Issues | Issue date | Maturity date | Coupon rate | ANG MM yield | Indicative price |
|------------|---|---------------|------------------|----------------|-----------------|---------------------|
| OEC94A2007 | 7 1/2% Curaçao 2007/2013 (s/a) | 10-Apr-07 | 10-Apr-13 | 7.500% | 0.03% | 101.43 |
| 0NA9HD1007 | 5% Neth. Antilles 2008/2013 | 13-May-08 | 13-May-13 | 5.000% | 0.05% | 101.40 |
| OEC7TU3C00 | 7 7/8% Curaçao 2003/2013 (s/a) | 30-May-03 | 30-May-13 | 7.875% | 0.07% | 102.60 |
| 0NA8ZG2C06 | 7 3/8% Neth. Antilles 2006/2013 | 16-Nov-06 | 16-Nov-13 | 7.375% | 0.17% | 105.70 |
| OEC8C63009 | 7 5/8% Curaçao 2004/2013 (s/a) | 6-Dec-04 | 6-Dec-13 | 7.625% | 0.18% | 106.30 |
| OEC81Q3C05 | 8% Curaçao 2004/2014 (s/a) | 26-Jan-04 | 26-Jan-14 | 8.000% | 0.20% | 107.68 |
| 0NA82K3C01 | 8% Neth. Antilles 2004/2014 (s/a) | 20-Feb-04 | 20-Feb-14 | 8.000% | 0.21% | 108.18 |
| OEC8713C02 | 7 7/8% Curaçao 2004/2010/14 (s/a) | 1-Jul-04 | 1-Jul-14 | 7.875% | 0.27% | 110.75 |
| 0NA8XF3C07 | 7 1/2% Neth. Antilles 2006/2014 (s/a) | 15-Sep-06 | 15-Sep-14 | 7.500% | 0.30% | 111.64 |
| OEC8IM3C02 | 7 1/4% Curaçao 2005/2015 (s/a) | 22-Jun-05 | 22-Jun-15 | 7.250% | 0.42% | 116.23 |
| OEC9JA2C06 | 5 1/2% Curaçao 2008/2015 (s/a) | 10-Jul-08 | 10-Jul-15 | 5.500% | 0.43% | 112.30 |
| 0NA8K53C02 | 7 1/4% Neth. Antilles 2005/2015 (s/a) | 5-Aug-05 | 5-Aug-15 | 7.250% | 0.44% | 116.98 |
| 0NA9KR2C09 | 5 1/2% Neth. Antilles 2008/2015 (s/a) | 3-Oct-08 | 3-Oct-15 | 5.500% | 0.47% | 113.34 |
| 0NA8P23C04 | 7% Neth. Antilles 2006 / 2016 (s/a) | 2-Jan-06 | 2-Jan-16 | 7.000% | 0.51% | 118.78 |
| 0NA8T23C00 | 7 1/2% Neth. Antilles 2006 / 2016 (s/a) | 8-May-06 | 8-May-16 | 7.500% | 0.59% | 122.34 |
| OEC8Z13C09 | 7 1/2% Curaçao 2006 / 2016 (s/a) | 1-Nov-06 | 1-Nov-16 | 7.500% | 0.71% | 125.07 |
| OEC91Q3C04 | 8% Curaçao 2007 / 2017 (s/a) | 26-Jan-07 | 26-Jan-17 | 8.000% | 0.77% | 128.32 |
| OEC8U53O05 | 7 7/8% Curaçao 2006/2017 (s/a) | 28-Jun-06 | 28-Jun-17 | 7.875% | 0.88% | 130.20 |
| OEC9A13C07 | 8% Curaçao 2007/2017 (s/a) | 3-Sep-07 | 3-Sep-17 | 8.000% | 0.92% | 131.74 |
| 0NA9BU3C03 | 7 5/8% Neth. Antilles 2007/2017 (s/a) | 30-Nov-07 | 30-Nov-17 | 7.625% | 0.98% | 131.29 |
| 0NA9EJ3C05 | 7 1/2% Neth. Antilles 2008/2018 (s/a) | 19-Feb-08 | 19-Feb-18 | 7.500% | 1.03% | 131.75 |
| 0NA7415008 | 8% Neth. Antilles 2003/2018 (s/a) | 18-Jun-03 | 18-Jun-18 | 8.000% | 1.09% | 136.01 |
| OECAAF3C06 | 2 1/2% Curaçao 2010/2020 (s/a) | 15-Oct-10 | 15-Oct-20 | 2.500% | 1.57% | 106.71 |
| OSMAAL3C03 | 2 1/2% Sint Maarten 2010/2020 (s/a) | 21-Oct-10 | 21-Oct-20 | 2.500% | 1.58% | 106.69 |
| OECAAD5003 | 2 3/4% Curaçao 2010/2025 (s/a) | 15-Oct-10 | 15-Oct-25 | 2.750% | 2.14% | 106.81 |
| OSMAAL5005 | 2 5/8% Sint Maarten 2010/2025 (s/a) | 21-Oct-10 | 21-Oct-25 | 2.625% | 2.14% | 105.42 |
| OECAAF6O09 | 2 7/8% Curaçao 2010/2030 (s/a) | 15-Oct-10 | 15-Oct-30 | 2.875% | 2.40% | 106.85 |
| OSMAAL6O06 | 2 3/4% Sint Maarten 2010/2030 (s/a) | 21-Oct-10 | 21-Oct-30 | 2.750% | 2.40% | 105.05 |
| OECAAF8C01 | 3% Curaçao 2010/2035 (s/a) | 15-Oct-10 | 15-Oct-35 | 3.000% | 2.47% | 109.22 |
| OSMAAL8C08 | 2 7/8% Sint Maarten 2010/2035 (s/a) | 21-Oct-10 | 21-Oct-35 | 2.875% | 2.47% | 107.05 |
| OECAAF002 | 3 1/8% Curaçao 2010/2040 (s/a) | 15-Oct-10 | 15-Oct-40 | 3.125% | 2.49% | 112.58 |
| OSMAALA009 | 3% Sint Maarten 2010/2040 (s/a) | 21-Oct-10 | 21-Oct-40 | 3.000% | 2.49% | 110.09 |

Interest on securities issued before October 1, 1999 is free of taxes. Therefore, prices for these securities can deviate.



General Government Bond Maturity Schedule as per January 31, 2013





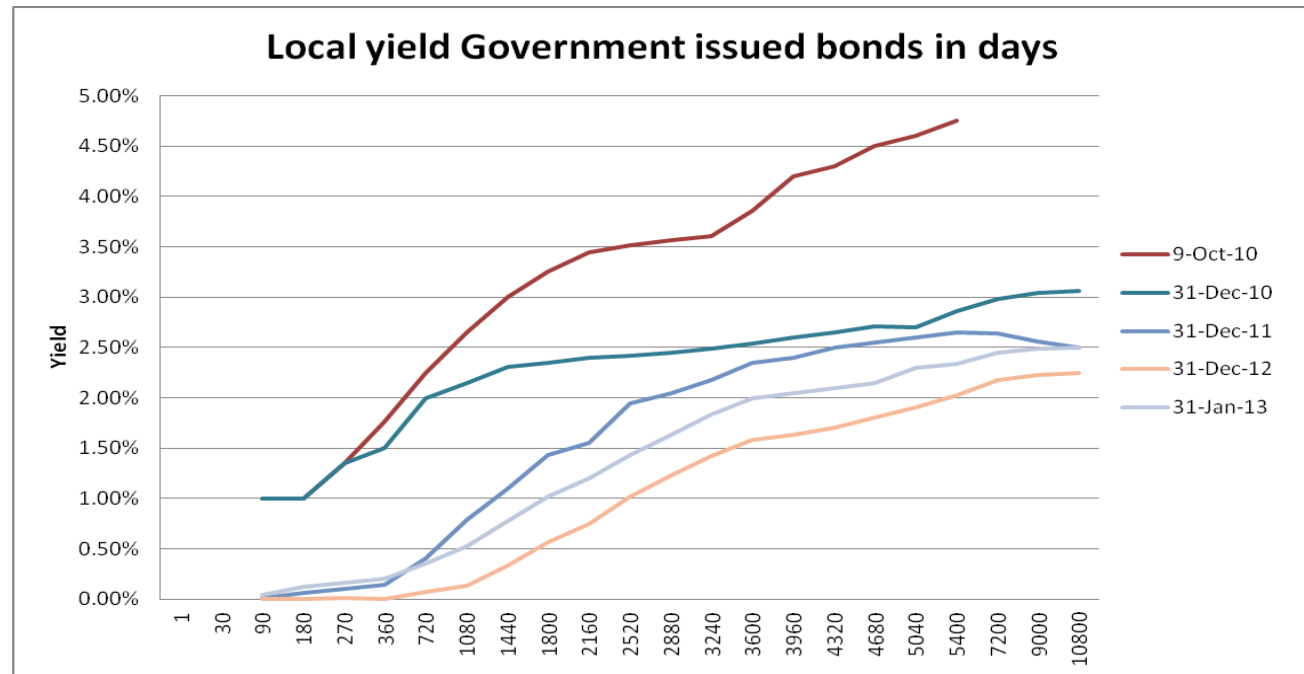


Local Yield Governments

January 31, 2013

Local yield table incl debt relief
GOV only

| | | 31-Jan-13 |
|------|-------|-----------|
| o/n | 1 | |
| 1m | 30 | |
| 3m | 90 | 0.04% |
| 6m | 180 | 0.12% |
| 9m | 270 | 0.16% |
| 1yr | 360 | 0.21% |
| 2yr | 720 | 0.36% |
| 3yr | 1080 | 0.52% |
| 4yr | 1440 | 0.77% |
| 5yr | 1800 | 1.02% |
| 6yr | 2160 | 1.20% |
| 7yr | 2520 | 1.43% |
| 8yr | 2880 | 1.63% |
| 9yr | 3240 | 1.83% |
| 10yr | 3600 | 1.99% |
| 11yr | 3960 | 2.05% |
| 12yr | 4320 | 2.10% |
| 13yr | 4680 | 2.15% |
| 14yr | 5040 | 2.30% |
| 15yr | 5400 | 2.34% |
| 20yr | 7200 | 2.45% |
| 25yr | 9000 | 2.48% |
| 30yr | 10800 | 2.50% |





Local Yield Curaçao

January 31, 2013

This yield curve is an extrapolation to today's yield data, excluding the issuance of October 15th and 21st 2010.

| | | Curacao yield |
|------|------|---------------|
| | | 31-Jan-13 |
| 1m | 1m | 1.00% |
| 3m | 3m | 1.00% |
| 6m | 6m | 1.05% |
| 1yr | 1yr | 1.15% |
| 2yr | 2yr | 1.20% |
| 3yr | 3yr | 1.25% |
| 4yr | 4yr | 3.17% |
| 5yr | 5yr | 3.37% |
| 7yr | 7yr | 4.00% |
| 8yr | 8yr | 4.70% |
| 9yr | 9yr | 4.95% |
| 10yr | 10yr | 5.15% |
| 15yr | 15yr | 5.50% |
| 20yr | 20yr | 5.65% |
| 25yr | 25yr | 5.85% |
| 30yr | 30yr | 6.00% |

