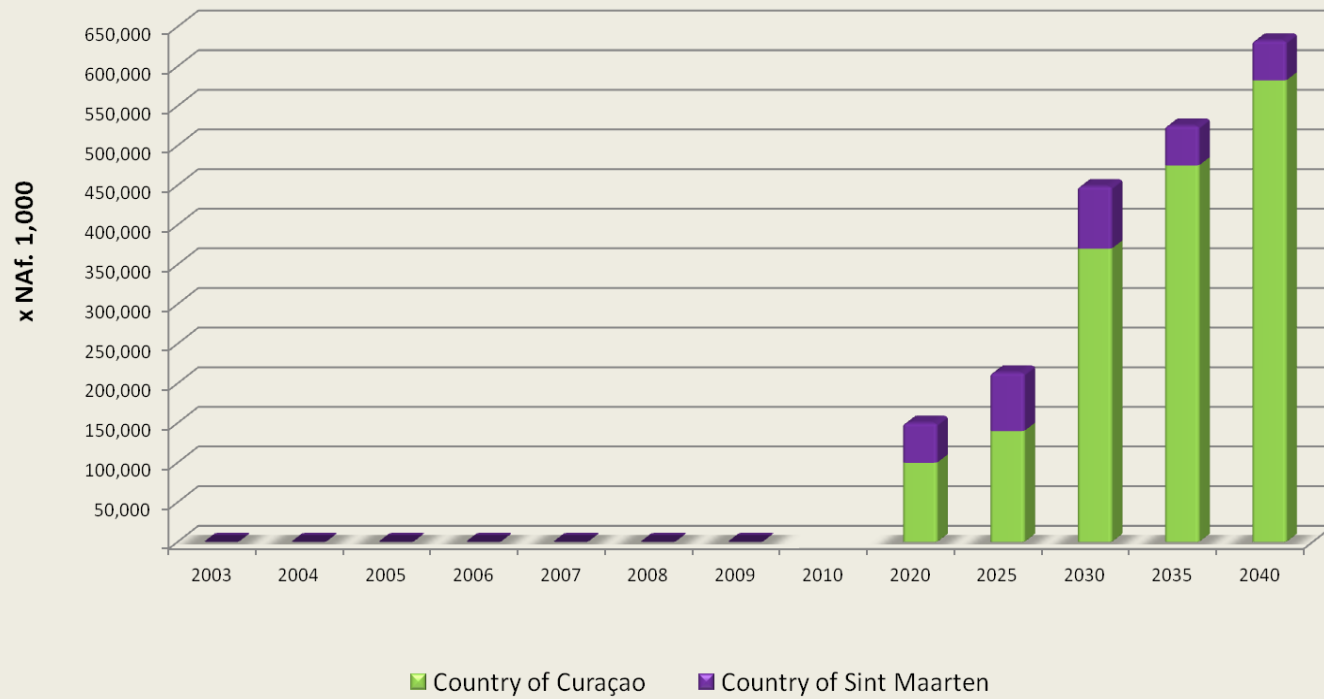




Centrale Bank van Curaçao en Sint Maarten
(Central Bank)

Financial Market Information
January 2012

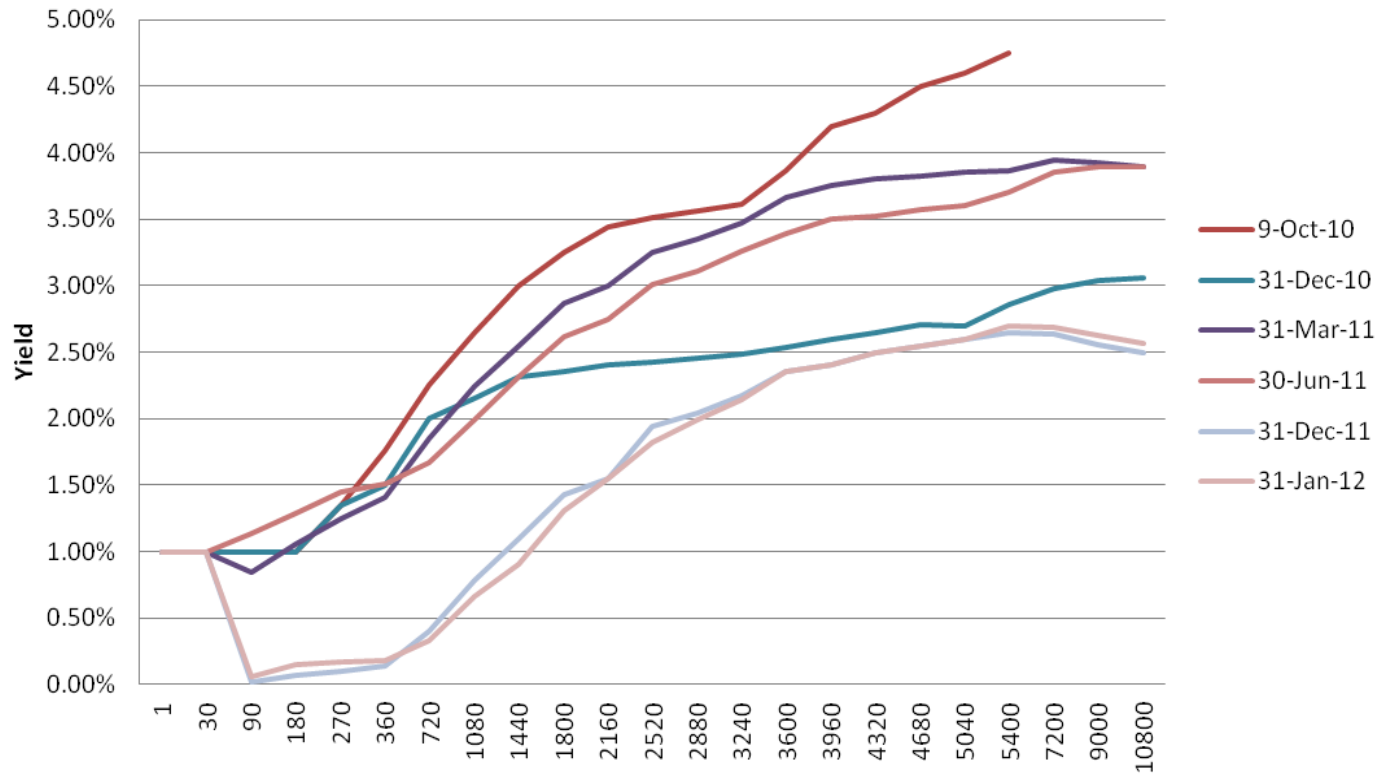
General Government Bond Maturity Schedule as per January 31, 2012



| Indicative prices as of: | | 31-Jan-12 | | | | | |
|--|---|---------------|-------------|--------------|------------------|--------|--|
| <i>Government Bonds including issuance of October 15th and October 21st 2010</i> | | | | | | | |
| Issue | Issue date | Maturity date | Coupon rate | ANG MM yield | Indicative price | | |
| 0NA7F13C09 | 9 7/8% Neth. Antilles 2002/2012 (s/a) | 1-Mar-02 | 1-Mar-12 | 9.875% | 0.98% | 100.74 | |
| 0NA7H13C07 | 7 1/2% Neth. Antilles 2002/2012 (s/a) | 1-May-02 | 1-May-12 | 7.500% | 0.02% | 101.87 | |
| 0NA7HK3C01 | 10% Neth. Antilles 2002/2012 (s/a) | 20-May-02 | 20-May-12 | 10.000% | 0.03% | 103.02 | |
| 0EC96Q1O01 | 7 3/8% Curaçao 2007/2012 (s/a) | 26-Jun-07 | 26-Jun-12 | 7.375% | 0.05% | 102.95 | |
| 0EC94A2007 | 7 1/2% Curaçao 2007/2013 (s/a) | 10-Apr-07 | 10-Apr-13 | 7.500% | 0.19% | 108.69 | |
| 0NA9HD1O07 | 5% Neth. Antilles 2008/2013 | 13-May-08 | 13-May-13 | 5.000% | 0.22% | 106.13 | |
| 0EC7TU3C00 | 7 7/8% Curaçao 2003/2013 (s/a) | 30-May-03 | 30-May-13 | 7.875% | 0.23% | 110.17 | |
| 0NA8ZG2C06 | 7 3/8% Neth. Antilles 2006/2013 | 16-Nov-06 | 16-Nov-13 | 7.375% | 0.35% | 112.53 | |
| 0EC8C63009 | 7 5/8% Curaçao 2004/2013 (s/a) | 6-Dec-04 | 6-Dec-13 | 7.625% | 0.37% | 113.35 | |
| 0EC81Q3C05 | 8% Curaçao 2004/2014 (s/a) | 26-Jan-04 | 26-Jan-14 | 8.000% | 0.40% | 115.02 | |
| 0NA82K3C01 | 8% Neth. Antilles 2004/2014 (s/a) | 20-Feb-04 | 20-Feb-14 | 8.000% | 0.43% | 115.46 | |
| 0EC8713C02 | 7 7/8% Curaçao 2004/2010/14 (s/a) | 1-Jul-04 | 1-Jul-14 | 7.875% | 0.56% | 117.52 | |
| 0NA8XF3C07 | 7 1/2% Neth. Antilles 2006/2014 (s/a) | 15-Sep-06 | 15-Sep-14 | 7.500% | 0.64% | 117.80 | |
| 0EC8IM3C02 | 7 1/4% Curaçao 2005/2015 (s/a) | 22-Jun-05 | 22-Jun-15 | 7.250% | 0.91% | 121.12 | |
| 0EC9JA2C06 | 5 1/2% Curaçao 2008/2015 (s/a) | 10-Jul-08 | 10-Jul-15 | 5.500% | 0.93% | 115.46 | |
| 0NA8K53C02 | 7 1/4% Neth. Antilles 2005/2015 (s/a) | 5-Aug-05 | 5-Aug-15 | 7.250% | 0.95% | 121.71 | |
| 0NA9KR2C09 | 5 1/2% Neth. Antilles 2008/2015 (s/a) | 3-Oct-08 | 3-Oct-15 | 5.500% | 1.00% | 116.19 | |
| 0NA8P23C04 | 7 % Neth. Antilles 2006 / 2016 (s/a) | 2-Jan-06 | 2-Jan-16 | 7.000% | 1.08% | 122.67 | |
| 0NA8T23C00 | 7 1/2% Neth. Antilles 2006 / 2016 (s/a) | 8-May-06 | 8-May-16 | 7.500% | 1.19% | 126.19 | |
| 0EC8Z13C09 | 7 1/2% Curaçao 2006 / 2016 (s/a) | 1-Nov-06 | 1-Nov-16 | 7.500% | 1.35% | 128.20 | |
| 0EC91Q3C04 | 8% Curaçao 2007 / 2017 (s/a) | 26-Jan-07 | 26-Jan-17 | 8.000% | 1.43% | 131.52 | |
| 0EC8US3O05 | 7 7/8% Curaçao 2006/2017 (s/a) | 28-Jun-06 | 28-Jun-17 | 7.875% | 1.48% | 133.13 | |
| 0EC9A13C07 | 8 % Curaçao 2007/2017 (s/a) | 3-Sep-07 | 3-Sep-17 | 8.000% | 1.50% | 134.72 | |
| 0NA9BU3C03 | 7 5/8% Neth. Antilles 2007/2017 (s/a) | 30-Nov-07 | 30-Nov-17 | 7.625% | 1.53% | 133.90 | |
| 0NA9EJ3C05 | 7 1/2% Neth. Antilles 2008/2018 (s/a) | 19-Feb-08 | 19-Feb-18 | 7.500% | 1.57% | 134.11 | |
| 0NA7415008 | 8% Neth. Antilles 2003/2018 (s/a) | 18-Jun-03 | 18-Jun-18 | 8.000% | 1.70% | 137.94 | |
| OECAAF3C06 | 2 1/2% Curaçao 2010/2020 (s/a) | 15-Oct-10 | 15-Oct-20 | 2.500% | 2.14% | 102.88 | |
| OSMAAL3C03 | 2 1/2% Sint Maarten 2010/2020 (s/a) | 21-Oct-10 | 21-Oct-20 | 2.500% | 2.14% | 102.87 | |
| OECAAD5003 | 2 3/4% Curaçao 2010/2025 (s/a) | 15-Oct-10 | 15-Oct-25 | 2.750% | 2.59% | 101.89 | |
| OSMAAL5005 | 2 5/8% Sint Maarten 2010/2025 (s/a) | 21-Oct-10 | 21-Oct-25 | 2.625% | 2.59% | 100.44 | |
| OECAAF6O09 | 2 7/8% Curaçao 2010/2030 (s/a) | 15-Oct-10 | 15-Oct-30 | 2.875% | 2.64% | 103.45 | |
| OSMAAL6O06 | 2 3/4% Sint Maarten 2010/2030 (s/a) | 21-Oct-10 | 21-Oct-30 | 2.750% | 2.64% | 101.62 | |
| OECAAF8C01 | 3% Curaçao 2010/2035 (s/a) | 15-Oct-10 | 15-Oct-35 | 3.000% | 2.58% | 107.42 | |
| OSMAAL8C08 | 2 7/8% Sint Maarten 2010/2035 (s/a) | 21-Oct-10 | 21-Oct-35 | 2.875% | 2.58% | 105.22 | |
| OECAAF002 | 3 1/8% Curaçao 2010/2040 (s/a) | 15-Oct-10 | 15-Oct-40 | 3.125% | 2.51% | 112.43 | |
| OSMAALA009 | 3% Sint Maarten 2010/2040 (s/a) | 21-Oct-10 | 21-Oct-40 | 3.000% | 2.51% | 109.90 | |

Interest on securities issued before October 1, 1999 is free of taxes. Therefore, prices for these securities can deviate.

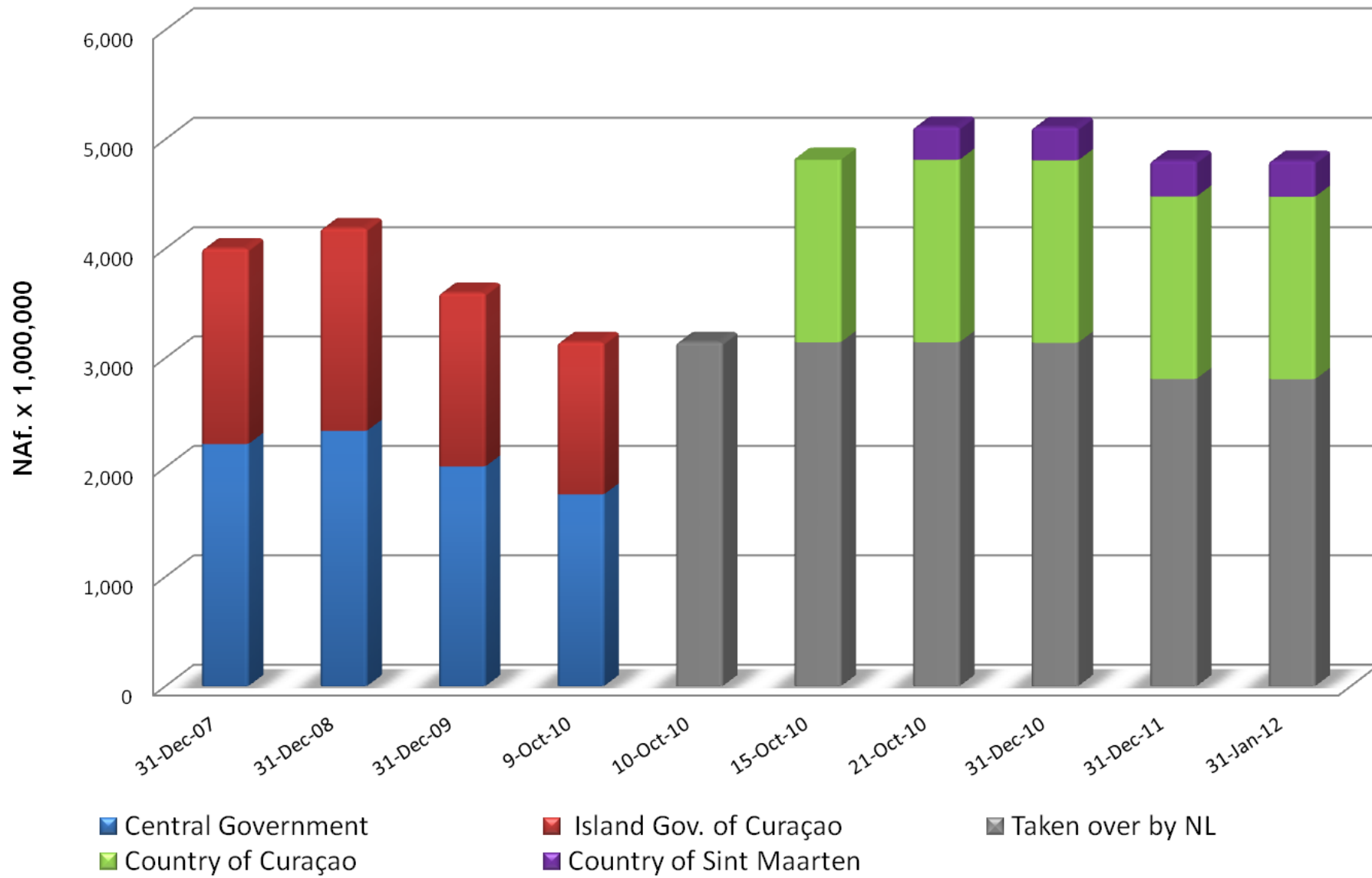
Local yield in days



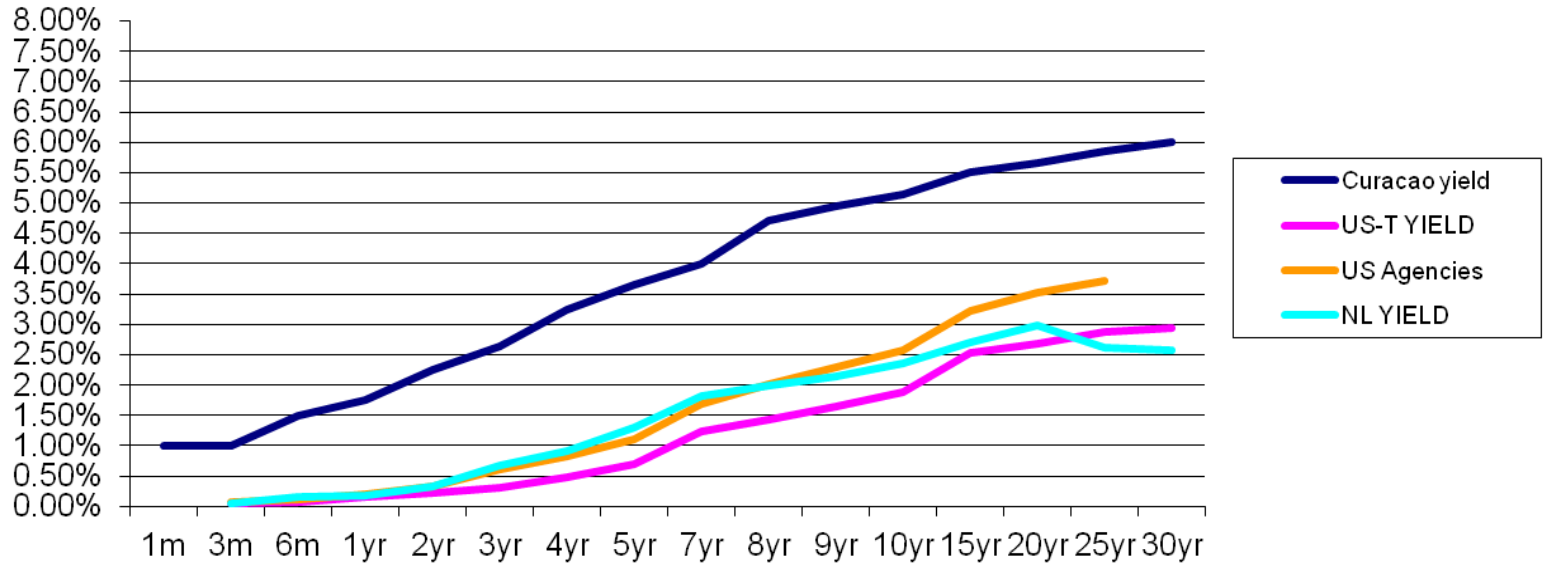
Yield table incl debt relief

| | | 31-Jan-12 |
|------|-------|-----------|
| o/n | 1 | 1.00% |
| 1m | 30 | 1.00% |
| 3m | 90 | 0.06% |
| 6m | 180 | 0.15% |
| 9m | 270 | 0.17% |
| 1yr | 360 | 0.18% |
| 2yr | 720 | 0.33% |
| 3yr | 1080 | 0.67% |
| 4yr | 1440 | 0.91% |
| 5yr | 1800 | 1.30% |
| 6yr | 2160 | 1.55% |
| 7yr | 2520 | 1.83% |
| 8yr | 2880 | 1.99% |
| 9yr | 3240 | 2.14% |
| 10yr | 3600 | 2.35% |
| 11yr | 3960 | 2.40% |
| 12yr | 4320 | 2.50% |
| 13yr | 4680 | 2.55% |
| 14yr | 5040 | 2.60% |
| 15yr | 5400 | 2.70% |
| 20yr | 7200 | 2.69% |
| 25yr | 9000 | 2.62% |
| 30yr | 10800 | 2.57% |

Outstanding Securities



Curacao vs US-T vs US Agencies vs NL Yield (Jan 31, 2012)



Curacao yield

This yield curve is an extrapolation to today's yield data, excluding the issuance of October 15th and 21st 2010.

| | | 31-Jan-12 |
|------|------|-----------|
| 1m | 1m | 1.00% |
| 3m | 3m | 1.00% |
| 6m | 6m | 1.50% |
| 1yr | 1yr | 1.76% |
| 2yr | 2yr | 2.25% |
| 3yr | 3yr | 2.65% |
| 4yr | 4yr | 3.25% |
| 5yr | 5yr | 3.65% |
| 7yr | 7yr | 4.00% |
| 8yr | 8yr | 4.70% |
| 9yr | 9yr | 4.95% |
| 10yr | 10yr | 5.15% |
| 15yr | 15yr | 5.50% |
| 20yr | 20yr | 5.65% |
| 25yr | 25yr | 5.85% |
| 30yr | 30yr | 6.00% |