



Centrale Bank van Curaçao en Sint Maarten
(Central Bank)

Financial Market Information

Indicative prices

August 31, 2016

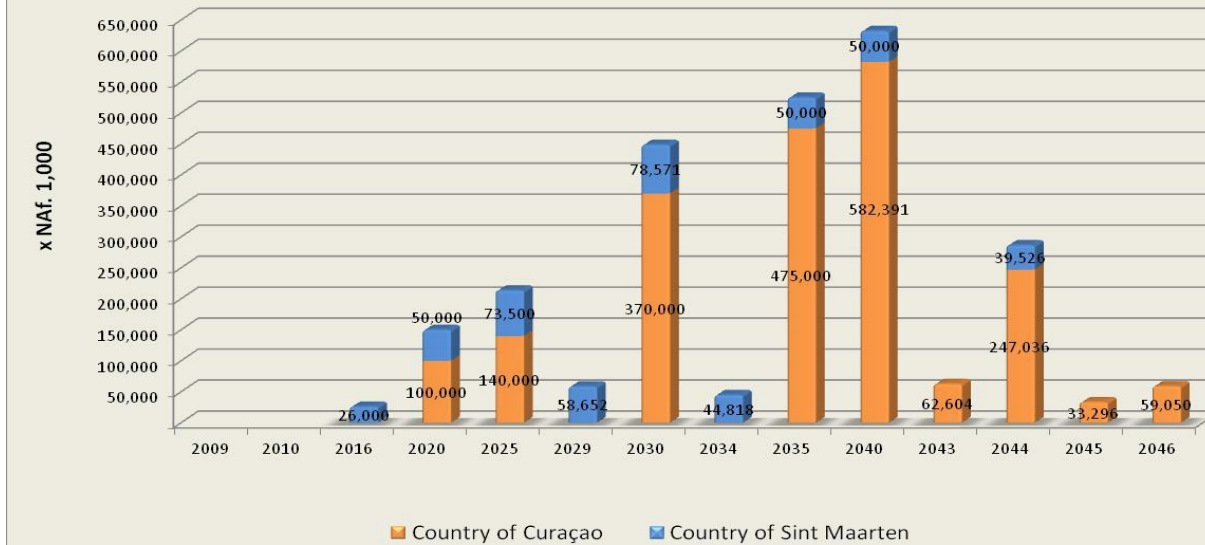
Government Bonds including issuance of
new Gov-Bonds

NASIC	Government Issues	Issue date	Maturity date	Coupon rate	ANG MM yield	Indicative price
OSMAMC1005	1 1/2% Sint Maarten 2011/2016 (s/a)	12-Oct-11	12-Oct-16	1.500%	-0.14%	100.19
OEC8Z13C09	7 1/2% Curaçao 2006 / 2016 (s/a)	1-Nov-06	1-Nov-16	7.500%	-0.36%	101.31
OEC91Q3C04	8% Curaçao 2007 / 2017 (s/a)	26-Jan-07	26-Jan-17	8.000%	-0.63%	103.49
OEC8US3O05	7 7/8% Curaçao 2006/2017 (s/a)	28-Jun-06	28-Jun-17	7.875%	-0.59%	107.01
OEC9A13C07	8 % Curaçao 2007/2017 (s/a)	3-Sep-07	3-Sep-17	8.000%	-0.60%	108.69
ONA9BU3C03	7 5/8% Neth. Antilles 2007/2017 (s/a)	30-Nov-07	30-Nov-17	7.625%	-0.60%	110.34
ONA9EJ3C05	7 1/2% Neth. Antilles 2008/2018 (s/a)	19-Feb-08	19-Feb-18	7.500%	-0.60%	111.95
ONA7415008	8% Neth. Antilles 2003/2018 (s/a)	18-Jun-03	18-Jun-18	8.000%	-0.60%	115.56
OECAAF3C06	2 1/2% Curaçao 2010/2020 (s/a)	15-Oct-10	15-Oct-20	2.500%	-0.56%	112.80
OSMAAL3C03	2 1/2% Sint Maarten 2010/2020 (s/a)	21-Oct-10	21-Oct-20	2.500%	-0.56%	112.85
OECAAD5003	2 3/4% Curaçao 2010/2025 (s/a)	15-Oct-10	15-Oct-25	2.750%	-0.14%	126.50
OSMAAL5005	2 5/8% Sint Maarten 2010/2025 (s/a)	21-Oct-10	21-Oct-25	2.625%	-0.14%	125.40
OSMBI25002	2.25% Sint Maarten 2014/2029 (s/a)	2-Jun-14	2-Jun-29	2.250%	0.10%	127.27
OECAAF6O09	2 7/8% Curaçao 2010/2030 (s/a)	15-Oct-10	15-Oct-30	2.875%	0.13%	138.35
OSMAAL6O06	2 3/4% Sint Maarten 2010/2030 (s/a)	21-Oct-10	21-Oct-30	2.750%	0.13%	136.64
OSMBI26000	2.375% Sint Maarten 2014/2034 (s/a)	2-Jun-14	2-Jun-34	2.375%	0.19%	138.08
OECAAF8C01	3% Curaçao 2010/2035 (s/a)	15-Oct-10	15-Oct-35	3.000%	0.21%	152.20
OSMAAL8C08	2 7/8% Sint Maarten 2010/2035 (s/a)	21-Oct-10	21-Oct-35	2.875%	0.21%	149.90
OECAAFA002	3 1/8% Curaçao 2010/2040 (s/a)	15-Oct-10	15-Oct-40	3.125%	0.29%	165.89
OSMAALA009	3% Sint Maarten 2010/2040 (s/a)	21-Oct-10	21-Oct-40	3.000%	0.29%	163.01
OCUB9GA001	2 3/4% Curaçao 2013/2043 (s/a)	16-Sep-13	16-Sep-43	2.750%	0.35%	161.82
OCUB12A008	2.45% Curacao 2014/ 2044 (s/a)	2-Jun-14	2-Jun-44	2.450%	0.37%	154.93
OSMBI2A001	2.45% Sint Maarten 2014/2044 (s/a)	2-Jun-14	2-Jun-44	2.450%	0.37%	154.93
OSMBNLA000	1.80% Sint Maarten 2014/2044 (s/a)	21-Nov-14	21-Nov-44	1.800%	0.38%	138.08
OCUBPKA004	1.60% Curaçao JAN 20 2015-45 S/A	20-Jan-15	20-Jan-45	1.600%	0.38%	132.80
OCUC0UA000	1.62% Curaçao DEC 30 2015-45 S/A	30-Dec-15	30-Dec-45	1.620%	0.40%	133.73
OCUC66A008	1.00% Curaçao JUN 06 2016-46 S/A	6-Jun-16	6-Jun-46	1.000%	0.41%	116.53

Interest on securities issued before October 1, 1999 is free of taxes. Therefore, prices for these securities can deviate.

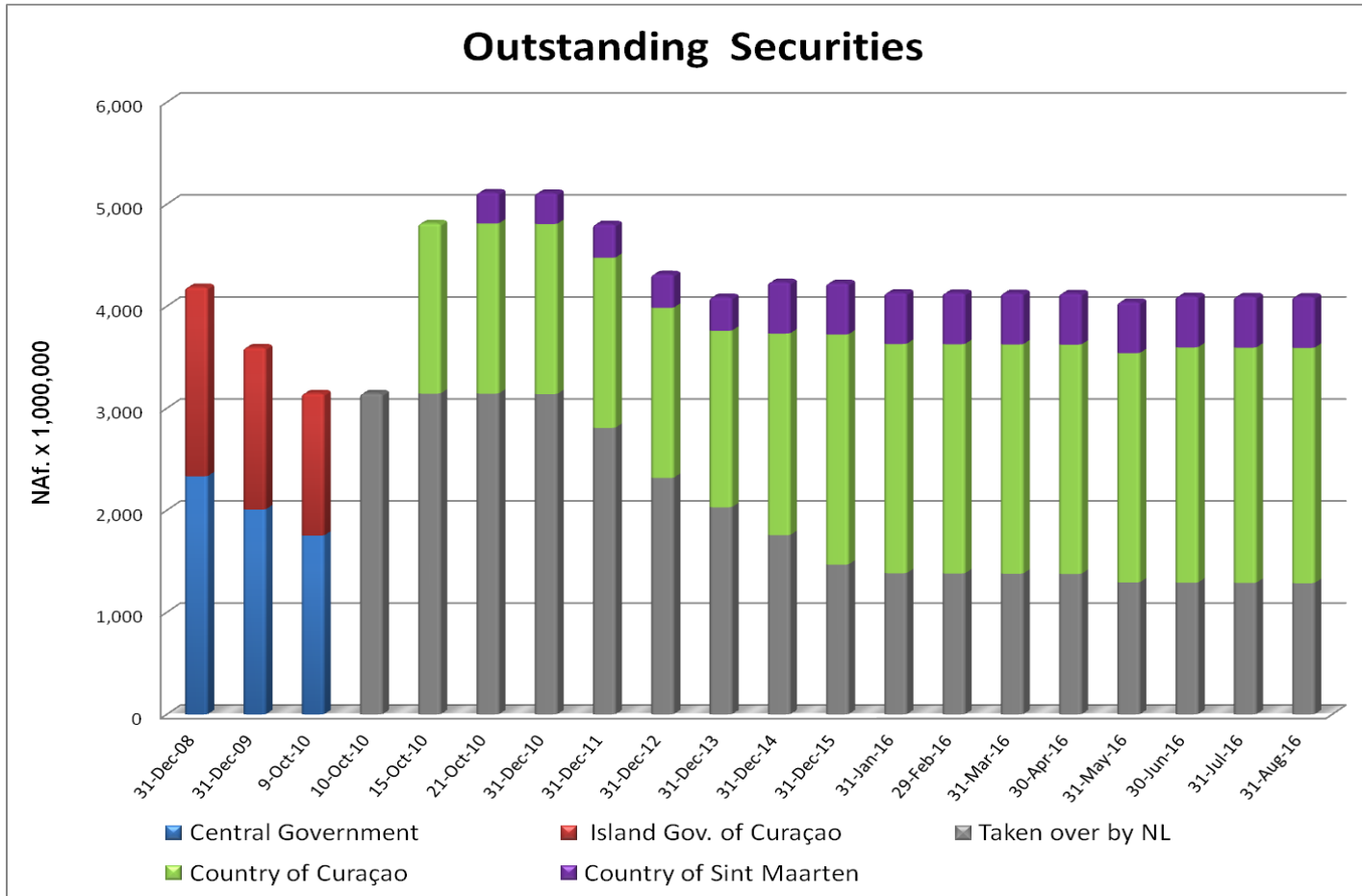


**General Government Bullet Bond Maturity Schedule
as per August 31, 2016**



**General Government Sinking Bond Maturity Schedule
as per August 31, 2016**

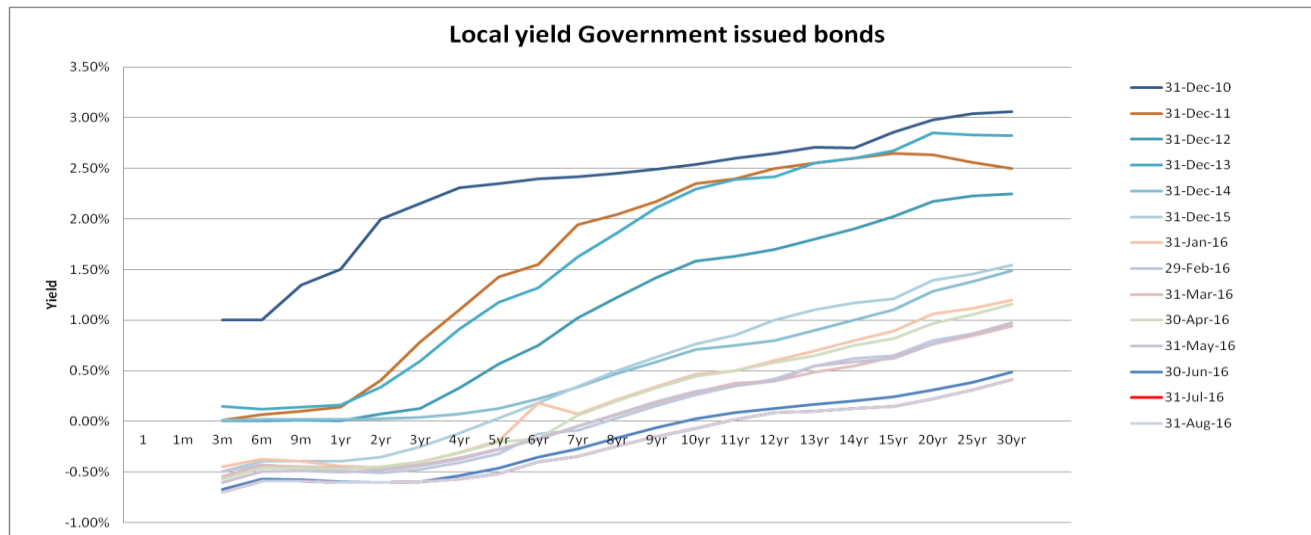
	<u>period</u>	<u>Total issued bond</u>	<u>maturity per year</u>
Country of Curaçao	2015-2045	245,454,000.00	8,181,800.00
Country of Sint Maarten	2014-2044	30,271,000.00	1,009,033.00





Local yield table incl debt relief
GOV only

		31-Aug-16
o/n	1	
1m	30	
3m	90	-0.70%
6m	180	-0.59%
9m	270	-0.59%
1yr	360	-0.60%
2yr	720	-0.60%
3yr	1080	-0.60%
4yr	1440	-0.57%
5yr	1800	-0.51%
6yr	2160	-0.40%
7yr	2520	-0.35%
8yr	2880	-0.25%
9yr	3240	-0.15%
10yr	3600	-0.07%
11yr	3960	0.02%
12yr	4320	0.09%
13yr	4680	0.10%
14yr	5040	0.13%
15yr	5400	0.15%
20yr	7200	0.23%
25yr	9000	0.31%
30yr	10800	0.41%





Local Yield Curaçao

August 31, 2016

This yield curve is an extrapolation to today's yield data, excluding the issuance of New Gov-bonds.

		Curacao yield
		31-Aug-16
1m	1m	1.00%
3m	3m	1.25%
6m	6m	1.65%
1yr	1yr	2.00%
2yr	2yr	2.50%
3yr	3yr	3.25%
4yr	4yr	3.75%
5yr	5yr	4.25%
7yr	7yr	4.65%
8yr	8yr	4.88%
9yr	9yr	5.15%
10yr	10yr	5.35%
15yr	15yr	5.50%
20yr	20yr	5.65%
25yr	25yr	5.85%
30yr	30yr	6.00%

